



## Star Halo™ LED Beacons

- Dimensions:
  - (Short Dome): 4-3/4" tall x 6-13/32" dia.
  - (Tall Dome): 6-11/16" tall x 6-13/32" dia.
- Voltage: 12V-24V DC
- Amp Draw: 0.6 Amps @ 12V DC, 0.3 Amps @ 24V DC
- Lens Colors: Amber, Blue, Clear, Green, Red



## Star LED Dash Lights



DL15-12

- Interior Mount Only: 12 LED Array Unit
- Cigarette Plug Adapter with On/Off and Pattern Select Switches (35 customer selectable patterns)
- Only 1-1/2" Tall! (Including the mounting bracket)
- Operating Voltage: 10V DC-16V DC
- Amp. Draw: 6" (0.8 Amps); 11" (1.6 Amps)



DL15-30

- Size: 1-9/16"H x 28"W x 1-5/16"D
- Voltage: 10V - 16V DC
- Amp Draw: 4 Amps (max with all LEDs illuminated)
- Mounting Options: Universal Mounting Channel (included), 5" permanent mount legs, 2-7/8" permanent mount legs, 1-3/4" permanent mount legs

## Starburst LED Auxiliary Lights



DLX3

- High intensity, STAR Generation-3 LEDs
- Dimensions: 1-3/16" H x 4" W x 2" D
- Voltage: 10V - 16V DC
- Amp Draw: Less than 1 Amp
- Colors: Amber, Blue, Clear, Red, Green



DLX4

- 21 Customer selectable flash patterns; including Steady-On
- Dimensions: 1" H x 3-5/8" W x 3/4" D (DLX4 & DLX6)
- Voltage: 10V - 30V DC
- Amp Draw: DLX4: 0.7 Amps @ 12V DC, 0.3 Amps @ 24 V DC (max)


## Star Switch Panels and Boxes



SB3015



SP3860-1



SP3860-4

- These switch panels can be easily mounted under the dash. All switch panels have illuminated switching and are pre-wired with an in-line fuse for easy installation. Ships complete with labels and instructions.



**WHOLESALE DIRECT INC.**

5620 West 65th Street  
 Chicago, IL 60638-5502  
 Phone: 773-585-7200 Fax: 773-585-7279  
 Toll Free: 1-866-493-2400  
 www.wholesaledirect.com





## Star Back-Up Alarms

- Our most popular alarm serves on emergency and maintenance vehicles, construction equipment, trucks, buses, firetrucks, lift trucks and utility vehicles
- Heavy Duty Die-Cast Housing
- Convenient compact size
- Model: 60-102 Sound Level: 102db Voltage: 12-36v
- Model: 60-107 Sound Level: 107db Voltage: 12v or 24-36v



60 Series

## Star Strobe Kits

- Kit Includes: (2) Oval LED Lightheads (LDH392), (1) 24 watt 2-head strobe pak (RP310Q), (1) Lighted rocker switch panel (SP3860-2H), (2) 20' heavy duty cables with attached ends (3814-240")
- Size: (Heads) 6.375" W X 2" H (Power Box) 6.75" L X 4.75" W X 1.75" H
- Voltage: 12-24V DC
- Amp Draw: 2 Amps Max
- Outlets: 2



RSK310-1

## Star 200 Series Strobes

- Most versatile strobe
- Single (200S), Double (200SD), or Quadflash (200SQ)
- Brilliant flash
- Medium profile (6-1/4" high)
- Life-long flash tube
- Available sealed power supply
- Fully gasketed to be weather resistant



200S


## Star Multi-Purpose Lights

- Durable spotlight
- Clear, sealed beam with high intensity
- Candle Power: 110,000 cp
- Weight: 2 lbs.


510-4509



## Star Mini-Bars



9016LED



9016LEDV



9200H

- Dimensions: 3-3/4" H x 16" L x 8-3/8" D, • Voltage: 12V - 24V DC
- Full 360° LED light output, • Vacuum magnet mount available
- 20 Customer selectable flash patterns via internal pattern select jumper 12' cigarette plug adapter with lighted on/off switch

- Two rotators, one wall mirror, two 50 watt halogen bulbs
- Dimensions: 4-1/2" H x 16-1/8"W x 7-1/4" D



**WHOLESALE DIRECT INC.**  
 5620 West 65th Street  
 Chicago, IL 60638-5502  
 Phone: 773-585-7200 Fax: 773-585-7279  
 Toll Free: 1-866-493-2400  
 www.wholesaledirect.com

