


S.A.M.[®]

**Snowplow Aftermarket
Manufacturing**

2019-2020 Blank Price Book SPREADER and SNOW PLOW PARTS

PART NO. BSP1920 CATALOG EFFECTIVE THROUGH APRIL 1, 2020



CONTENTS


SALTDogg® SPREADERS & PARTS.....	4-34	WESTERN® REPLACEMENT PARTS.....	67-73
ANTI-ICE and PRE-WET SYSTEMS.....	35-40	UNIVERSAL SPREADER REPLACEMENT PARTS.....	74-79
POLYETHYLENE TANKS.....	41	MUNICIPAL PLOW PARTS.....	80-84
THE BOSS® REPLACEMENT PARTS.....	42-44	HYDRAULICS.....	85-91
CURTIS® REPLACEMENT PARTS.....	45	PLOW ACCESSORIES/MISC.....	92-94
FISHER® REPLACEMENT PARTS.....	46-52	LIGHTING & ELECTRICAL.....	95-114
MEYER®/DIAMOND® REPLACEMENT PARTS.....	53-62	RUBBER CUTTING EDGES & BOLTS.....	115
SNO-WAY® REPLACEMENT PARTS.....	63-64	SPECIFICATIONS.....	116-119
SNOWEX®/BLIZZARD® SPREADER REPLACEMENT PARTS.....	65-66	INDEX.....	120-130

PRO SERIES SALT SPREADERS

shown with NEW optional EZ LIDS™



PRO2000 shown



The fitted tarp has integral stretch cords with no "loose" parts to allow for fast installation.



Swing-away chute for bulk unloading



High flow chute with larger 14 in. spinner, open trough, and adjustable height and spinner shield

- Available in 2.0 (PRO2000) and 2.5 (PRO2500) cubic yard capacities
- Patented double walled hopper
- Swing-away chute for bulk unloading
- Easily-removable chute, adjustable to 3 positions
- Adjustable, stainless steel inverted vee
- 14 in. poly spinner with adjustable stainless steel spinner shield
- Simple, one-piece top screen
- Fitted tarp with built-in straps
- 200 lb vibrator included

- Minimum 10,000 GVW (13,000 GVW for PRO2500)
- Independent, 12V, .75HP auger-conveyor and .5HP spinner motors
- Built-in fork lift slots
- **PRO2000/PRO2500:**
Feed Mechanism: 5-1/4 in. full length carbon steel variable pitch auger, stainless steel trough
- **PRO2000CH/PRO2500CH:**
Feed Mechanism: 12 in. wide pintle chain conveyor

SEE PAGE 9-10 FOR ORDERING INFO

LOW-TEMPERATURE BLUE HYDRAULIC FLUID

• Rated at -50°



1307005

1307014

PART NO.	DESCRIPTION
1307005	1 Quart Bottle
1307006	1/2 Case (6 Quarts)
1307010	1 Case (12 Quarts)
1307014	1 Case (4 Individual Gal.)
1307015	5-Gallon Pail w/Spout
1307020	55-Gallon Drum

STEEL CUTTING EDGES



BOSS®
PAGE 42

MEYER®/DIAMOND®
PAGE 53

WESTERN®
PAGE 67

CURTIS®
PAGE 45

SNOW-WAY®
PAGE 63

MUNICIPAL PLOWS
PAGE 80


FISHER®
PAGE 46

SNOWEX®/BLIZZARD®
PAGE 65

BLADE GUIDE KITS *(SEE THE FULL LINE ON PAGE 93)*



1308105, 28"
1308110, 36"
1308115, 48"



1308005
YELLOW, 26"



1308200
RED, 27"



1308124, 24"
1308128, 28"
1308136, 36"



1308124 LED Blade Guide Kit

PART NO.	DESCRIPTION	WT. (LBS)	
1308105	Blade Guide Kit, 3/4" x 28" (B2028)	0.8	
1308110	Blade Guide Kit, 3/4" x 36" (B2036)	1.0	
1308115	Blade Guide Kit, 3/4" x 48" (B2048)	1.1	
PART NO.	DESCRIPTION	OEM PART NO.	WT. (LBS)
1308005	Replaces Meyer Blade Guide Kit, 26"	09916	1.0
1308200	Blade Guide Kit, 27" Wire Core	—	1.15
PART NO.	DESCRIPTION	WT. (LBS)	
NEW 1308124	LED Blade Guide Kit, 3/4" x 24", Stud Base	2.30	
NEW 1308128	LED Blade Guide Kit, 3/4" x 28", Stud Base	2.37	
NEW 1308136	LED Blade Guide Kit, 3/4" x 36", Stud Base	2.51	

TAILGATE SPREADERS



SALTDogg SPREADERS

TGSUV1B SALT SPREADER



SHIPS VIA
UPS

- Manual open/close gate with gravity feed
- Folds away for easy access to tailgate

Compare to:
Boss® TGS600, Meyer® Mini JR, Western® 500, SnowEx® SP-575

TGSUVPROA SALT SPREADER



SHIPS VIA
UPS

- Gravity feed with vertical 12 VDC auger assist
- Prewired for optional vibrator kit (3008241)

Compare to:
Boss® TGS600, Meyer® Mini JR, Western® 500, SnowEx® SP-575

TGS01B SALT SPREADER



- Gravity feed with vertical 12 VDC auger assist
- Prewired for optional vibrator kit (3008241)

Compare to:
Blaster® 350, Meyer® BL-240

TGS02 SALT SPREADER



- Horizontal auger feed ^{patented}
- Prewired for optional vibrator kit (3028195)
- Adjustable spinner shroud

Compare to:
SnowEx® SP-125/SP-225

	TGSUV1B	TGSUVPROA	TGS01B	TGS02
IDEAL USE	Residential	Residential/Light Commercial	Commercial	Residential/Light Commercial
CONSTRUCTION	Polyethylene/Steel	Polyethylene/Steel	Polyethylene/Steel	Polyethylene/Steel
CAPACITY	4.41 cu ft/331 lb	4.41 cu ft/331 lb	8.0 cu ft/602 lb	3 cu ft/225 lb
DIMENSIONS (H X W X L)	40.5" x 22.5" x 20.5"	40.5" x 22.5" x 20.5"	45.7" x 29.7" x 30.3"	32" x 30" x 22"
WEIGHT	68 lb (30.8 kg)	74 lb (33.6 kg)	135 lb (61.2 kg)	64 lbs. (29 kg)
FEED MECHANISM	Manual Open/Close Gate w/ Gravity Feed	Gravity Feed w/ Vertical Auger Assist	Gravity Feed w/ Vertical Auger Assist	Horizontal Auger Feed
MOTOR	12 VDC, 15 Amps	12 VDC, 45 Amps	12 VDC, 45 Amps	12VDC, 45 Amps Dual Shaft Gear Motor
SPINNER	9" (22.9 cm) poly	9" (22.9 cm) poly	9" (22.9 cm) poly	9" (22.9 cm) poly
SPREAD WIDTH	12 – 14 ft.	3 ft. – 30 ft.	3 ft. – 30 ft.	3 ft. – 30 ft.
RECEIVER HITCH	1-1/4" & 2", Class 3 or 4	2", Class 4	1-1/4" & 2", Class 4	2", Class 4
CONTROL	In-Cab On-Off (3001152)	Variable Speed Controller (3011864)	Variable Speed Controller (3011864)	Variable Speed Controller (3011864)
VEHICLE APPLICATIONS	SUVs, 1/2, and 3/4-ton trucks	SUVs, 1/2, and 3/4-ton trucks	1/2, 3/4 and 1-ton trucks	SUVs, 1/2, and 3/4-ton trucks

ACCESSORIES

PART NO.	DESCRIPTION
3012415	Stake Pocket Anchor Kit for TGS01B
3016233	Auger for Fine Material, for TGSUVPROA & TGS01B
3005423	Conversion Kit, TGSUV1B to TGSUVPROA
0207005	2" Receiver Tube Spreader Mount for TGS01B & TGS05B
3008241	80 lb. Vibrator Kit, for TGSUVPROA & TGS01B
3028195	80 lb. Vibrator Kit, for TGS02
99400	Floor Display for TGS01B & TGS05B
99420	Floor Display for TGSUV1B, TGSUVPROA, TGS02 & TGS03



Part No. 3001152 - Auxiliary Plug Adapter with Integral On-Off Switch for TGSUV1B



Part No. 3011864 - Variable speed controller standard with TGSUVPROA, TGS01B, TGS02, TGS03, TGS05B, TGS06, TGS07



Part No. 99400
Spreader not included



Part No. 99420
Spreader not included



TGS03 BULK SALT & SALT/SAND MIX



SPREADS
BULK SALT &
SALT/SAND
MIX

patented

- Horizontal auger feed
- Optional vibrator for salt/sand mix (3020340)

Compares to:

Meyer® Blaster 350, Swenson® Tailhawk 350, SnowEx® SP-1875

2018+ Pick-up trucks require 3038518 bumper extension accessory kit. See below

TGS05B SALT SPREADER



- Gravity feed with vertical auger assist
- Optional Wintergate mount allows spreader to swing away for full truck bed access

Compares to:

Boss® TGS1100, Meyer® Blaster 750, Western® LP 2500, SnowEx® Pivot Pro 1075, Swenson® Tailhawk 750

TGS06 SALT SPREADER



- Adjustable flowgate design
- Includes 80lb. vibrator

Compares to:
Meyer® Mate

TGS07 BULK SALT & SALT/SAND MIX



SPREADS
BULK SALT &
SALT/SAND
MIX

patented

- Horizontal auger feed
- Includes concealed 200lb. vibrator & top screen
- Dual action lid for loading from ground or truck bed

Compares to:

Boss® TGS800, Air-Flo® MSS, Western® Pro Flow 2, SnowEx® SP-1075

2018+ Pick-up trucks require 3038520 bumper extension accessory kit. See below


	TGS03	TGS05B	TGS06	TGS07
IDEAL USE	Commercial	Commercial	Commercial	Commercial
CONSTRUCTION	Polyethylene/Steel	Polyethylene/Steel	Polyethylene	Polyethylene/Steel
CAPACITY	8 cu ft/600 lb	10.79 cu ft/809 lb	10 cu ft/750 lb	11 cu ft/825 lb
DIMENSIONS (H X W X L)	45" x 38" x 30"	40.1" x 54.3" x 27.3"	40" x 63" x 27"	46" x 53" x 31.5"
WEIGHT	160 lb (72.57 kg)	212 lb (96.2 kg)	160 lb (72.6 kg)	230 lb (104.33 kg)
FEED MECHANISM	Horizontal Auger w/ Stainless Steel Trough	Gravity Feed w/ Vertical Auger Assist	Manual Open/Close Gate w/ Gravity Feed	Horizontal Auger w/ Stainless Steel Trough & Adj. Inverted V
MOTOR	12 VDC, 45 Amps, Dual Shaft Gear Motor (patented)	12 VDC, 45 Amps	12 VDC, 45 Amps	12 VDC, 45 Amps, Dual Shaft Gear Motor (patented)
SPINNER	12" poly	9" poly	9" poly	12" poly
SPREAD WIDTH	3 ft. – 30 ft.	3 ft. – 30 ft.	3 ft. – 30 ft.	3 ft. – 30 ft.
RECEIVER HITCH	2", Class 4 w/Horiz. & Vert. Adj. (patented)	2", Class 4	2", Class 4	2", Class 4 w/Horiz. & Vert. Adj. (patented)
CONTROL	Variable Speed Controller (3011864)	Variable Speed Controller (3011864)	Variable Speed Controller (3011864)	Variable Speed Controller (3011864)
VEHICLE APPLICATION*	1/2 and 3/4-ton trucks	3/4 and 1-ton trucks	3/4 and 1-ton trucks	3/4 and 1-ton trucks

*Truck Application is only a reference. The Gross Vehicle Weight (GVW) of the truck & calculated payload must be evaluated for each application.

PART NO.	DESCRIPTION
3016231	Auger for Fine Material, for TGS05B
3020340	200 lbs. Vibrator Kit, for TGS03 Series
025000A	Wintergate Spreader Mount, for TGS05B
0207005	2" Receiver Tube Spreader Mount, TGS01B & TGS05B
99400	Floor Display for TGS01B & TGS05B
99420	Floor Display for TGSUV1B, TGSUVPROA, TGS02 & TGS03
3038518	TGS03 Bumper Extension, 2018+ Pickup Trucks
3038520	TGS07 Bumper Extension, 2018+ Pickup Trucks
3018599	Baffle Kit (Inverted V) for TGS07 Series



Part No. 3038518 - TGS03 Bumper Extension



Part No. 3038520 - TGS07 Bumper Extension

Mount TGS03/07 spreaders on trucks with flared tailgates



Part No. 3011864 - Variable Speed In-Cab Controller with "Blast" and Vibrator Control standard with TGSUVPROA, TGS01B, TGS02, TGS03, TGS05B, TGS06, TGS07

For parts drawings and more information about all of our spreaders, visit BuyersProducts.com



REPLACEMENT PARTS FOR TAILGATE SPREADERS

SALTDogg
SPREADERS

TGSUV1 FAMILY - CAPACITY: 330 POUNDS OR 4.4 CU FEET

DESCRIPTION	PART NO.
Conversion kit to TGSUVPROA	3005423
Spinner (9" Diameter)	3005705
Spinner hub	3007809
Spinner motor	3005693
Vibrator kit, 80 lb.	3008241
Wire harness	3001152

TGSUVPRO FAMILY - CAPACITY: 330 POUNDS OR 4.4 CU FEET

DESCRIPTION	PART NO.
Auger, TGSUVPROA	3007811
Auger, finer material	3016233
Controller kit, TGSUVPROA before 2009	3015371
Controller, TGSUVPROA	3011864
Controller, rocker switch	3021616
Spinner (9" Diameter)	3005706
Spinner motor, w/ adapter for TGSUVPRO	3010220
Spinner motor, TGSUVPROA	3014441
Vibrator kit, 80 lb.	3008241
Wire harness	3008620
Wire harness repair kits:	
Truck side	3017233
Spreader side	3020301

TGS01 FAMILY - CAPACITY: 600 POUNDS OR 8 CU FEET

DESCRIPTION	PART NO.
Auger	3007811
Auger, finer material	3016233
Controller kit, TGS01	3015371
Controller, TGS01B	3011864
Controller, rocker switch	3021616
Spinner (9" Diameter)	3005706
Spinner Motor kit, TGS01	3010220
Spinner Motor, TGS01B	3014441
Stake Pocket Anchor Kit, TGS01B	3012415
Vibrator kit, 80 lb.	3008241
Wire Harness, TGS01 (Before 2009)	0206500
Wire Harness, TGS01B	3008620
Wire harness repair kits:	
Truck side	3017233
Spreader side	3020301

TGS02 - CAPACITY: 225 POUNDS OR 3 CU FEET

DESCRIPTION	PART NO.
Auger	3024588
Controller	3011864
Controller, rocker switch	3021616
Gearbox	3024587
Motor only, gearbox	3027661
Spinner	3010970
Vibrator kit, 80 lb.	3028195
Wire Harness	3008620
Wire harness repair kits:	
Truck side	3017233
Spreader side	3020301

TGS03 SERIES - CAPACITY: 600 POUNDS OR 8 CU FEET

DESCRIPTION	PART NO.
Auger	3015382
Bearing	1411000
Controller	3011864
Controller, rocker switch	3021616
Gearbox	3015377
Gearbox Replacement Parts:	
Gearbox Only	3018359
Gearbox Motor	3018358
Gearbox Repair Kit	3028284
Gearbox Shaft 2010 & 2011 season	3019870
Gearbox Shaft 2012 +	3027636
Spinner (12" Diameter)	3019561
Spinner disk protector, TGS03	3018923
Spinner disk protector, TGS03RED & TGS03YEL	3028636
Vibrator kit, 200 lb.	3020340
Wire harness	3008620
Wire harness repair kits:	
Truck side	3017233
Spreader side	3020301
Bumper extender (needed for newer trucks with flared tailgate)	3038518

REPLACEMENT PARTS FOR TAILGATE SPREADERS

TGS05 FAMILY - CAPACITY: 800 POUNDS OR 10.8 CU FEET	
DESCRIPTION	PART NO.
Auger	3007683
Auger, finer material	3016231
Bearing	3003032
Controller, TGS05 (Prior to 2009)	3015371
Controller, TGS05B	3011864
Controller, rocker switch	3021616
Coupler, spinner shaft	0208470
Spinner (9" Diameter)	3005706
Spinner motor adapter, TGS05	3010220
Spinner motor, TGS05B	3014441
Stake Pocket Anchor Kit, TGS05B	3012415
Vibrator kit, 80 lb.	3008241
Wire harness, TGS05 (Prior to 2009)	0206500
Wire harness, TGS05B	3008620
Wire harness repair kits:	
Truck side	3017233
Spreader side	3020301
Wintergate Spreader Mount	025000A

TGS06 - CAPACITY: 750 POUNDS OR 10 CU FEET	
DESCRIPTION	PART NO.
Controller	3011864
Controller, rocker switch	3021616
Spinner (9" Diameter)	3010970
Spinner motor	3009320
Vibrator, 80 lb.	3008076
Wire harness	3008620
Wire harness repair kits:	
Truck side	3017233
Spreader side	3020301

TGS07 SERIES - CAPACITY: 825 POUNDS OR 11 CU FEET	
DESCRIPTION	PART NO.
Auger	3015382
Bearing	1411000
Controller	3011864
Controller, rocker switch	3021616
Gearbox	3015377
Gearbox Replacement Parts:	
Gearbox Only	3018359
Gearbox Motor	3018358
Gearbox Repair Kit	3028284
Gearbox Shaft 2010 & 2011 season	3019870
Gearbox Shaft 2012 +	3027636
Gear Motor Coupler	3021617
Spinner (12" Diameter)	3019561
Spinner disk protector, TGS03	3018923
Spinner disk protector, TGS03RED & TGS03YEL	3028636
Top Screen	3018781
Vibrator, 200 lb.	3007416
Wire harness	3008620
Wire harness repair kits:	
Truck side	3017233
Spreader side	3020301
Bumper extender (needed for newer trucks with flared tailgate)	3038520

ELECTRIC DRIVE HOPPER SALT AND SAND SPREADERS



SALTDogg SPREADERS

SHPE0750 ELECTRIC POLY HOPPER



patented

2-YEAR WARRANTY
on all SHPE Spreaders

- Stainless Steel Auger
- Independent spinner/auger control
- Includes 200 lb. vibrator, top screen, tarp, tie downs, and remote auger bearing grease kit

Compares to:
SnowEx® SP-3000

SHPE1000 ELECTRIC POLY HOPPER



patented

2-YEAR WARRANTY
on all SHPE Spreaders

- Stainless Steel Auger
- Independent spinner/auger control
- Includes 200 lb. vibrator, top screen, tarp, tie downs, and remote auger bearing grease kit

Compares to:
SnowEx® VeePro 6000

SHPE1500 ELECTRIC POLY HOPPER



patented

2-YEAR WARRANTY
on all SHPE Spreaders

- Stainless Steel Auger
- Independent spinner/auger control
- Includes 200 lb. vibrator, top screen, tarp, tie downs, and remote auger bearing grease kit

Compares to:
SnowEx® SP7550, Boss® VBX6500

SHPE1500RED ELECTRIC POLY HOPPER



patented

2-YEAR WARRANTY
on all SHPE Spreaders

- Stainless Steel Auger
- Independent spinner/auger control
- Includes 200 lb. vibrator, top screen, tarp, tie downs, and remote auger bearing grease kit

Compares to:
SnowEx® SP7550, Boss® VBX6500

	SHPE0750/ SHPE0750X*	SHPE1000/ SHPE1000X*	SHPE1500/ SHPE1500X*	SHPE1500RED/ SHPE1500XRED*
IDEAL USE	Residential/Light Commercial	Light/Medium-Duty Commercial	Medium & Heavy-Duty Commercial	Medium & Heavy-Duty Commercial
CONSTRUCTION	Polyethylene	Polyethylene	Polyethylene	Polyethylene
CAPACITY	0.75 cu. yd.	1.00 cu. yds.	1.5 cu. yds.	1.5 cu. yds.
DIMENSIONS (H X W X L)	28" x 48" x 63.2" (hopper length 53")	34" x 48" x 71.5" (hopper length 68")	38" x 50.5" x 99.7" (hopper length 87.3")	38" x 50.5" x 99.7" (hopper length 87.3")
WEIGHT	280 lbs / 289 lbs*	343 lbs / 347 lbs*	520 lbs / 529 lbs*	520 lbs / 529 lbs*
FEED MECHANISM	2-1/2" Stainless Steel Auger & Trough	2-1/2" Stainless Steel Auger & Trough	2-1/2" Stainless Steel Auger & Trough	2-1/2" Stainless Steel Auger & Trough
AUGER MOTOR	12 VDC - .50 HP	12 VDC - .50 HP	12 VDC - .50 HP	12 VDC - .50 HP
SPINNER MOTOR	12 VDC - .25 HP	12 VDC - .25 HP	12 VDC - .25 HP	12 VDC - .25 HP
SPINNER	14" poly	14" poly	14" poly	14" poly
SPREAD WIDTH	5 ft. – 30 ft.	5 ft. – 30 ft.	5 ft. – 30 ft.	5 ft. – 30 ft.
CHUTE	Standard & Extended	Standard & Extended	Standard & Extended	Standard & Extended
CONTROL	In-Cab Console (3014199)	In-Cab Console (3014199)	In-Cab Console (3014199)	In-Cab Console (3014199)
VEHICLE APPLICATION**	Utility vehicles, 1/4, 1/2 and 3/4-ton trucks	1/2 and 3/4-ton trucks	3/4 and 1-ton trucks	3/4 and 1-ton trucks

* X indicates 12" Extended Chute Model.

** Truck Application is only a reference. The Gross Vehicle Weight (GVW) of the truck & calculated payload must be evaluated for each application.



Part No. 3014199 - Variable Speed Controller with Auto Reverse (to help clear auger jams) standard with SHPE0750 Series, SHPE1000 Series, SHPE1500 Series, SHPE2000 Series



STANDARD LENGTH CHUTE
Features high flow chute with larger 14" spinner, open trough, and NEW stainless steel spinner shield



ADJUSTABLE CHUTE DEFLECTOR
Part No. 3039856 - Enhances pattern control



EXTENDED LENGTH CHUTE
12 additional inches



ELECTRIC DRIVE HOPPER SALT AND SAND SPREADERS

**SALTDogg
SPREADERS**

SHPE1500YEL ELECTRIC POLY HOPPER



2-YEAR WARRANTY
on all SHPE
Spreaders

patented

- Stainless Steel Auger
- Independent spinner/auger control
- Includes 200 lb. vibrator, top screen, tarp, tie downs, & remote auger bearing grease kit

Compares to:
SnowEx® SP7550, Boss® VBX6500

SHPE2000 ELECTRIC POLY HOPPER



2-YEAR WARRANTY
on all SHPE
Spreaders

patented

- Stainless Steel Auger
- Independent spinner/auger control
- Includes 200 lb. vibrator, top screen, tarp, tie downs, & remote auger bearing grease kit

Compares to: Meyer®/Swenson® Poly Hawk PV, Western® Tornado, Fisher® Polycaster, SnowEx® SP-8500/H & SP8550, Down Easter® CMYDY2108E, Boss® VBX8000

SHPE2000RED ELECTRIC POLY HOPPER



2-YEAR WARRANTY
on all SHPE
Spreaders

patented

- Stainless Steel Auger
- Independent spinner/auger control
- Includes 200 lb. vibrator, top screen, tarp, tie downs, & remote auger bearing grease kit

Compares to: Meyer®/Swenson® Poly Hawk PV, Western® Tornado, Fisher® Polycaster, SnowEx® SP-8500/H & SP8550, Down Easter® CMYDY2108E, Boss® VBX8000

SHPE2000YEL ELECTRIC POLY HOPPER



2-YEAR WARRANTY
on all SHPE
Spreaders

patented

- Stainless Steel Auger
- Independent spinner/auger control
- Includes 200 lb. vibrator, top screen, tarp, tie downs, & remote auger bearing grease kit

Compares to: Meyer®/Swenson® Poly Hawk PV, Western® Tornado, Fisher® Polycaster, SnowEx® SP-8500/H & SP8550, Down Easter® CMYDY2108E, Boss® VBX8000

	SHPE1500YEL/ SHPE1500XYEL*	SHPE2000/ SHPE2000X*	SHPE2000RED/ SHPE2000XRED*	SHPE2000YEL/ SHPE2000XYEL*
IDEAL USE	Medium & Heavy-Duty Commercial	Medium & Heavy-Duty Commercial	Medium & Heavy-Duty Commercial	Medium & Heavy-Duty Commercial
CONSTRUCTION	Polyethylene	Black Polyethylene	Red Polyethylene	Yellow Polyethylene
CAPACITY	1.5 cu. yds.	2.0 cu. yds.	2.0 cu. yds.	2.0 cu. yds.
DIMENSIONS (H X W X L)	38" x 50.5" x 99.7" (hopper length 87.3")	40" x 47.8" x 100" (hopper length 96")	40" x 47.8" x 100" (hopper length 96")	40" x 47.8" x 100" (hopper length 96")
WEIGHT	520 lbs / 529 lbs*	560 lbs / 564 lbs*	560 lbs / 564 lbs*	560 lbs / 564 lbs*
FEED MECHANISM	2-1/2" Stainless Steel Auger & Trough	2-1/2" Stainless Steel Auger & Trough	2-1/2" Stainless Steel Auger & Trough	2-1/2" Stainless Steel Auger & Trough
AUGER MOTOR	12 VDC - .50 HP	12 VDC - .50 HP	12 VDC - .50 HP	12 VDC - .50 HP
SPINNER MOTOR	12 VDC - .25 HP	12 VDC - .25 HP	12 VDC - .25 HP	12 VDC - .25 HP
SPINNER	14" poly	14" poly	14" poly	14" poly
SPREAD WIDTH	5 ft. – 30 ft.	5 ft. – 30 ft.	5 ft. – 30 ft.	5 ft. – 30 ft.
CHUTE	Standard & Extended	Standard & Extended	Standard & Extended	Standard & Extended
CONTROL	In-Cab Console (3014199)	In-Cab Console (3014199)	In-Cab Console (3014199)	In-Cab Console (3014199)
VEHICLE APPLICATION**	3/4 and 1-ton trucks	1-ton trucks (above 10,000 lbs. GVW)	1-ton trucks (above 10,000 lbs. GVW)	1-ton trucks (above 10,000 lbs. GVW)

* X indicates 12" Extended Chute Model

** Truck Application is only a reference. The Gross Vehicle Weight (GVW) of the truck & calculated payload must be evaluated for each application.



Part No. 3014199 - Variable Speed Controller with Auto Reverse (to help clear auger jams) standard with SHPE0750 Series, SHPE1000 Series, SHPE1500 Series, SHPE2000 Series

EZ LIDS™



Part No. 3034577- Lids for SHPE2000, PRO2000 and PRO2000CH



Part No. LS14 - 60 gal. prewet system for SHPE2000



Molded in fork slots on SHPE2000 Series

For parts drawings and more information about all of our spreaders, visit BuyersProducts.com



COMMERCIAL DUTY, HIGH HORSEPOWER SPREADERS



SALTDOGG SPREADERS



- **POWERFUL .75 HP** chain motor and **.5 HP** spinner motor
- **5.25" FULL LENGTH Variable Pitch Auger**
- 12 VDC vibrator rated at 200 force pounds
- Stainless Steel Inverted V
- Tie downs included

Compares to:
Boss® VBX 8000, Fisher® PolyCaster, Western® Tornado, SnowEx® V-Maxx



- **POWERFUL .75 HP** chain motor and **.5 HP** spinner motor
- **12" Wide Conveyor Chain**
- 12 VDC vibrator rated at 200 force pounds
- Stainless Steel Inverted V
- Tie downs included

Compares to:
Blizzard® Ice Chaser, Boss® VBX 8000, Western® Tornado



- **POWERFUL .75 HP** chain motor and **.5 HP** spinner motor
- **5.25" FULL LENGTH Variable Pitch Auger**
- 12 VDC vibrator rated at 200 force pounds
- Stainless Steel Inverted V
- Tie downs included

Compares to:
Fisher® PolyCaster, Western® Tornado, SnowEx® V-Maxx



- **POWERFUL .75 HP** chain motor and **.5 HP** spinner motor
- **12" Wide Conveyor Chain**
- 12 VDC vibrator rated at 200 force pounds
- Stainless Steel Inverted V
- Tie downs included

Compares to:
Blizzard® Ice Chaser, Western® Tornado

	PRO2000	PRO2000CH	PRO2500	PRO2500CH
IDEAL USE	Medium & Heavy-Duty Commercial	Medium & Heavy-Duty Commercial	Medium & Heavy-Duty Commercial	Medium & Heavy-Duty Commercial
CONSTRUCTION	Polyethylene	Polyethylene	Polyethylene	Polyethylene
CAPACITY	2.0 cu. yds.	2.0 cu. yds.	2.5 cu. yds.	2.5 cu. yds.
DIMENSIONS (H X W X L)	44.3" x 48" x 96" (hopper length 96")	44.3" x 48" x 96" (hopper length 96")	44.3" x 48" x 116.5" (hopper length 116.5")	44.3" x 48" x 116.5" (hopper length 116.5")
WEIGHT	705 lbs.	725 lbs.	986 lbs.	1,023 lbs.
FEED MECHANISM	5.25" full length steel variable pitch auger, stainless steel trough	12" wide pintle chain conveyor, stainless steel trough	5.25" full length steel variable pitch auger, stainless steel trough	12" wide pintle chain conveyor, stainless steel trough
AUGER/CHAIN MOTOR	12 VDC - .75 HP	12 VDC - .75 HP	12 VDC - .75 HP	12 VDC - .75 HP
SPINNER MOTOR	12 VDC - .50 HP	12 VDC - .50 HP	12 VDC - .50 HP	12 VDC - .50 HP
SPINNER	14" poly	14" poly	14" poly	14" poly
SPREAD WIDTH	5 ft. – 30 ft.	5 ft. – 30 ft.	5 ft. – 30 ft.	5 ft. – 30 ft.
CHUTE	Adjustable	Adjustable	Adjustable	Adjustable
CONTROL	In-Cab Console (3016934)	In-Cab Console (3016934)	In-Cab Console (3016934)	In-Cab Console (3016934)
VEHICLE APPLICATION*	Min. 10,000 lbs. GVW	Min. 10,000 lbs. GVW	Min. 13,000 lbs. GVW	Min. 13,000 lbs. GVW

* Truck Application is only a reference. The Gross Vehicle Weight (GVW) of the truck & calculated payload must be evaluated for each application.



Part No. 3016934 - In-Cab Controller with Independent Conveyor / Auger and Spinner Speeds, and Vibrator Control. Standard with PRO2000, PRO2000CH, PRO2500, PRO2500CH, SHPE3000, SHPE3000CH, SHPE4000, SHPE4000CH, SHPE6000, SHPE6000CH, 1400601SS & 1400701SS



Part No. LS13 - 60 gal. pre-wet system for PRO Series



Swing-away chute for bulk unloading on PRO Series



NEW EZ LIDS™
Part No. 3034577- EZ LIDS™ for SHPE2000, PRO2000 and PRO2000CH. Easy installation.



ELECTRIC DRIVE HOPPER SALT AND SAND SPREADERS

SHPE3000 AUGER ELECTRIC POLY HOPPER



- .75 HP auger motor and .5 HP spinner motor
- 6" Carbon Steel Auger
- 12 VDC vibrator rated at 400 force pounds
- Interlocking gutter system and double door lid
- Steel top screen
- Stainless steel inverted V
- Tie downs included

Compares to: Boss® VBX9000
Western® Tornado, Fisher®
Polycaster, SnowEx® SP-9300

SHPE3000CH CHAIN ELECTRIC POLY HOPPER



- .75 HP chain motor and .5 HP spinner motor
- 12" Wide Conveyor Chain
- Interlocking gutter system and double door lid
- Steel top screen
- Stainless steel inverted V
- Tie downs included

Compares to: Boss® VBX9000,
Western® Tornado, Fisher®
Polycaster, SnowEx® SP-9300

SHPE4000 AUGER ELECTRIC POLY HOPPER



- .75 HP auger motor and .5 HP spinner motor
- 5.5" Carbon Steel Auger
- (2) 12 VDC vibrators rated at 400 force pounds
- Steel top screen
- Stainless steel inverted V
- Tie downs and tarp included

Compares to:
SnowEx® SP-9500

SHPE4000CH CHAIN ELECTRIC POLY HOPPER



- .75 HP chain motor and .5 HP spinner motor
- 12" Wide Conveyor Chain
- 12 VDC vibrators rated at 400 force pounds
- Steel top screen
- Stainless steel inverted V
- Tie downs and tarp included
- Municipal use

Compares to:
SnowEx® SP-9500

	SHPE3000	SHPE3000CH	SHPE4000	SHPE4000CH
IDEAL USE	Medium & Heavy-Duty Commercial	Medium & Heavy-Duty Commercial	Medium & Heavy-Duty Commercial	Medium & Heavy-Duty Commercial
CONSTRUCTION	Polyethylene	Polyethylene	Polyethylene/Stainless Steel	Polyethylene/Stainless Steel
CAPACITY	3.0 cu. yds.	3.0 cu. yds.	4.0 cu. yds.	4.0 cu. yds.
DIMENSIONS (H X W X L)	52.7" x 49.6" x 123.7" (hopper length 114")	52.7" x 49.6" x 123.7" (hopper length 114")	43.5" x 74" x 114.8" (hopper length 99.5")	43.5" x 74" x 114.8" (hopper length 99.5")
WEIGHT	945 lbs.	945 lbs.	895 lbs.	895 lbs.
FEED MECHANISM	6" Carbon Steel Auger, Stainless Steel Trough	12" Wide Conveyor Chain	5.5" Carbon Steel Auger, Stainless Steel Trough	12" Wide Conveyor Chain
AUGER/CHAIN MOTOR	12 VDC - .75 HP	12 VDC - .75 HP	12 VDC - .75 HP	12 VDC - .75 HP
SPINNER MOTOR	12 VDC - .50 HP	12 VDC - .50 HP	12 VDC - .50 HP	12 VDC - .50 HP
SPINNER	14" poly	14" poly	14" poly	18" poly
SPREAD WIDTH	5 ft. – 30 ft.	5 ft. – 30 ft.	5 ft. – 30 ft.	5 ft. – 30 ft.
CHUTE	Adjustable	Adjustable	Standard	Standard
CONTROL	In-Cab Console (3016934)	In-Cab Console (3016934)	In-Cab Console (3014199)	In-Cab Console (3014199)
VEHICLE APPLICATION*	Min. 13,000 lbs. GVW	Min. 13,000 lbs. GVW	Min. 17,500 lbs. GVW	Min. 17,500 lbs. GVW

* Truck Application is only a reference. The Gross Vehicle Weight (GVW) of the truck & calculated payload must be evaluated for each application.

ACCESSORIES

PART NO.	DESCRIPTION
3022215	Remote Grease Kit, fits all SHPE Series spreaders

For parts drawings and more information about all of our spreaders, visit BuyersProducts.com



ELECTRIC DRIVE HOPPER SALT AND SAND SPREADERS



SALTDogg SPREADERS

SHPE6000

AUGER ELECTRIC POLY HOPPER



2-YEAR WARRANTY
on all SHPE Spreaders

- .75 HP auger motor and .5 HP spinner motor
- 6" Carbon Steel Auger
- 12 VDC vibrator rated at 900 force pounds
- Steel top screen
- Stainless steel inverted V
- Forklift pockets
- Optional tarp

Compares to:
SnowEx® SP-9800X

SHPE6000CH

CHAIN ELECTRIC POLY HOPPER



2-YEAR WARRANTY
on all SHPE Spreaders

- .75 HP chain motor and .5 HP spinner motor
- 12" Wide Conveyor Chain
- 12 VDC vibrator rated at 900 force pounds
- Steel top screen
- Stainless steel inverted V
- Forklift pockets
- Optional tarp
- Municipal use

Compares to:
SnowEx® SP-9800X

1400701SS

1.5 CU. YDS. STAINLESS STEEL



304SS

- **LARGE** .75 HP chain motor and .5 HP spinner motor
- 12" wide conveyor chain
- Tie downs included

Compares to:
Meyer®/Swenson® PV358 Electric, Henderson® FSP Electric, Air-Flo® PSV-8 Electric

1400601SS

2.0 CU. YDS. STAINLESS STEEL



304SS

- **LARGE** .75 HP chain motor and .5 HP spinner motor
- 12" wide conveyor chain
- Tie downs included

Compares to:
Meyer®/Swenson® PV358 Electric, Henderson® FSP Electric, Air-Flo® PSV-8 Electric

	SHPE6000	SHPE6000CH	1400701SS	1400601SS
IDEAL USE	Medium & Heavy-Duty Commercial	Medium & Heavy-Duty Commercial	Medium & Heavy-Duty Commercial	Medium & Heavy-Duty Commercial
CONSTRUCTION	Polyethylene/Stainless Steel	Polyethylene/Stainless Steel	Stainless Steel	Stainless Steel
CAPACITY	6.0 cu. yds.	6.0 cu. yds.	1.5 cu. yds.	2.0 cu. yds.
DIMENSIONS (H X W X L)	57" x 77" x 133.5" (hopper length 127")	57" x 77" x 133.5" (hopper length 127")	32.1" x 47" x 86.8" (hopper length 72")	32.1" x 47" x 110.8" (hopper length 96")
WEIGHT	1,134 lbs.	1,426 lbs.	682 lbs.	995 lbs.
FEED MECHANISM	6" Carbon Steel Auger, Stainless Steel Trough	12" Wide Conveyor Chain	12" Wide Conveyor Chain	12" Wide Conveyor Chain
AUGER/CHAIN MOTOR	12 VDC - .75 HP	12 VDC - .75 HP	12 VDC - .75 HP	12 VDC - .75 HP
SPINNER MOTOR	12 VDC - .50 HP	12 VDC - .50 HP	12 VDC - .50 HP	12 VDC - .50 HP
SPINNER	14" poly	18" poly	14" poly	14" poly
SPREAD WIDTH	5 ft. – 30 ft.	5 ft. – 30 ft.	5 ft. – 30 ft.	5 ft. – 30 ft.
CHUTE	Standard	Standard	Adjustable	Adjustable
CONTROL	In-Cab Console (3016934)	In-Cab Console (3016934)	In-Cab Console (3016934)	In-Cab Console (3016934)
VEHICLE APPLICATION*	Min. 25,999 lbs. GVW	Min. 25,999 lbs. GVW	1-ton trucks (above 10,000 lbs. GVW)	1-ton trucks (above 10,000 lbs. GVW)

* Truck Application is only a reference. The Gross Vehicle Weight (GVW) of the truck & calculated payload must be evaluated for each application.



Part No. 3016934 - In-Cab Controller with Independent Conveyor / Auger and Spinner Speeds, and Vibrator Control. Standard with PRO2000, PRO2000CH, PRO2500, PRO2500CH, SHPE3000, SHPE3000CH, SHPE4000, SHPE4000CH, SHPE6000, SHPE6000CH, 1400601SS & 1400701SS

ACCESSORIES

PART NO.	DESCRIPTION
3022215	Remote Grease Kit, fits all SHPE Series spreaders



REPLACEMENT PARTS FOR ELECTRIC DRIVE HOPPER SPREADERS

SHPE0750, SHPE1000, SHPE1500, SHPE2000 SERIES

DESCRIPTION	PART NO.
Auger	3018007
Auger bearing	3018919
Auger gear motor	3009995
Auger motor only	3019085
Chute, standard	3025070
Chute, extended	3007527
Controller	3014199
Controller, rocker switches	3021616
Lids, SHPE2000	3034577
Side Extensions, 6", SHPE2000	3031517
Spinner (14" Diameter, CW)	3012393
Spinner gear motor, std chute	3027293
Spinner gear motor, ext. chute	3006833
Spinner motor only	3012431
Shield	3025069
Tarp, SHPE0750	3011370
Tarp, SHPE1000	3022979
Tarp, SHPE1500	3006964
Tarp, SHPE2000	3008838
Tie down kit	1496505
Top screen, SHPE0750	3011727
Top screen, SHPE1000	3022978
Top screen, SHPE1500	3007039
Top screen, SHPE2000	3008390
Vibrator, 200 lb.	3007416
Wire harness	3006724
Wire harness repair kits:	
Truck side	3024188
Spreader side, spinner	3017238
Spreader side, vibrator & auger	3017233

PRO2000

DESCRIPTION	PART NO.
Auger	3035264
Auger bearing	9240086
Auger gear motor	3024575
Auger motor only	3014778
Chute, Adjustable	3031475
Controller	3016934
Controller, rocker switches	3014462
Lids, Spreader	3034577
Spinner (14" Diameter, CW)	3012393
Spinner motor	3030907
Tarp	3035377
Tie down kit	1496505
Top screen	3034599
Vibrator, 200 lb.	3007416
Wire harness	3030628
Wire harness repair kits:	
Truck side	3017233
Spreader side, spinner	3020301
Spreader side, auger	3024738

PRO2000CH

DESCRIPTION	PART NO.
Bearing, drive chain(cab side)	1411001
Bearing, drive chain (chute side)	1410200
Chain, Pintle, main	1401300
Chain, repair link for pintle	1401100RL
Chute (adjustable)	3031475
Controller	3016934
Controller, rocker switch	3014462
Gear Motor, Conveyor	3013821
Gear Motor, motor only	3014778
Inverted Vee	3035267
Lids, Spreader	3034577
Spinner (14" diameter, CW)	3012393
Spinner Motor	3030907
Sprocket (Chute side)	1410250
Tie down kit	1496505
Top Screen	3034599
Wire Harness	3030628
Wire Harness Repair kits:	
Truck side	3017233
Spreader side, spinner	3020301
Spreader side, auger	3024738

SHPE2250

DESCRIPTION	PART NO.
Auger bearing	9240086
Auger motor only	3014778
Controller	3016934
Spinner (14" Diameter, CW)	3012393
Spinner motor	3014078
Vibrator, 200 lb.	3007416
Wire harness	3016944

PRO2500

DESCRIPTION	PART NO.
Auger	3033660
Auger bearing	9240086
Auger Gear motor	3024575
Auger Motor only	3014778
Chute, Adj	3031475
Controller	3016934
Controller, rocker switches	3014462
Spinner (14" diameter, CW)	3012393
Spinner Motor	3030907
Tarp	3030857
Tie down kit	1496505
Top Screen	3030853
Vibrator, 200 lb.	3007416
Wire Harness	3030628
Wire Harness repair kits:	
Truck side	3017233
Spreader side, spinner	3017238
Spreader side, auger	3024738

REPLACEMENT PARTS FOR ELECTRIC DRIVE HOPPER SPREADERS

SALTDogg
SPREADERS

PRO2500CH	
DESCRIPTION	PART NO.
Bearing, drive chain(cab side)	1411001
Bearing, drive chain (chute side)	1410200
Chain, Pintle, main	1401100P
Chain, repair link for pintle	1401100RL
Chute (adjustable)	3031475
Controller	3016934
Controller, rocker switch	3014462
Gear Motor, Conveyor	3013821
Gear Motor, motor only	3014778
Inverted Vee	3030863
Spinner (14" diameter, CW)	3012393
Spinner Motor	3030907
Sprocket (Chute side)	1410250
Tie down kit	1496505
Top Screen	3030853
Wire Harness	3030628
Wire Harness Repair kits:	
Truck side	3017233
Spreader side, spinner	3020301
Spreader side, auger	3024738

SHPE3000	
DESCRIPTION	PART NO.
Auger	3017358
Auger bearing (gearbox side)	1410200
Auger bearing (opposite gearbox side)	9240086
Auger gear motor	3013821
Auger motor only	3014778
Chute	3015954
Controller	3016934
Controller, rocker switches	3014462
Spinner (14" Diameter, CW)	3012393
Spinner bearing	2F12SCR
Spinner motor	3014078
Tie down kit	1496505
Top screen	3015999
Vibrator	3012081
Wire harness	3016944
Wire harness repair kits:	
Truck side	3017233
Spreader side, spinner	3017238
Spreader side, auger	3024738

SHPE3000CH	
DESCRIPTION	PART NO.
Bearing, Drive chain (Cab side)	1411001
Bearing, spinner	2F12SCR
Chain, pintle (Main)	1401100P
Chain, repair link for pintle	1401101RL
Chute	3015954
Controller	3016934
Controller, rocker switch	3014462

SHPE3000CH, CONTINUED	
DESCRIPTION	PART NO.
Drive chain (Chute side)	1410200
Gear motor, conveyor	3013821
Gear motor, motor only	3014778
Inverted vee	3017393
Spinner (14" Diameter, CW)	3012393
Spinner bearing	2F12SCR
Spinner motor	3014078
Sprocket (Chute side)	1410250
Tie down kit	1496505
Top screen	3015999
Wire harness	3016944
Wire harness repair kits:	
Truck side	3017233
Spreader side, spinner	3017238
Spreader side, auger	3024738

SHPE4000	
DESCRIPTION	PART NO.
Auger	3012001
Auger bearing	2F24SCR
Auger gear motor	3038812
Chute	3019256
Chute, bracket	3013427
Controller	3014199
Controller, rocker switches	3021616
Spinner (14" Diameter, CW)	3012393
Spinner motor	3014078
Tarp	3012959
Tie down kit	1496505
Top screen	3012458
Vibrator, 400 lb.	3012081
Wire harness	3006724
Wire harness repair kits:	
Truck side	3024188
Spreader side, spinner	3017238
Spreader side, vibrator & auger	3017233

SHPE4000CH	
DESCRIPTION	PART NO.
Bearing, flanged	3008294
Bearing, heavy duty take-up	3008290
Chain, 9ft. conveyor	3008860
Chute, adjustable, SST	3030391
Controller	3016934
Coupling, drive shaft/ gearbox	3008289
Gear motor, Conveyor	3024575
Gear motor, motor only	3014778
Gear motor, Spinner	3030222
Gear motor, motor only	3030562
Hold down kit, (4) straps	1496505

REPLACEMENT PARTS FOR ELECTRIC DRIVE HOPPER SPREADERS

SHPE4000CH, CONTINUED

DESCRIPTION	PART NO.
Hook, tie down	3013589
Hub, Spinner	3030182
Inverted V	3039492
Lanyard, pin assembly	3030627
Shaft, idler sprocket	3008317
Shaft, sprocket, drive end	3008316
Spinner, 18" poly, CW	3030179
Sprocket, conveyor chain	3008300
Tarp	3012959
Top screen, wire mesh	3012458
Wire harness, Main	3030628
Wire harness repair kits:	
Truck side	3017233
Spreader side, spinner	3017238
Spreader side, auger	3024738
Wire harness, power cord 36"	0203700

SHPE6000

DESCRIPTION	PART NO.
Auger	3018639
Auger bearing (gearbox side)	1410200
Auger bearing (opposite gearbox side)	9240086
Auger gear motor	3013821
Auger motor only	3014778
Chute	3019256
Chute, bracket	3013427
Controller	3016934
Controller, rocker switch	3014462
Spinner (14" Diameter, CW)	3012393
Spinner motor	3014078
Tarp	3021928
Tie down kit	1496505
Top screen	3018857
Vibrator, 900 lb.	3019166
Wire harness	3016944
Wire harness repair kits:	
Truck side	3017233
Spreader side, spinner	3017238
Spreader side, auger	3024738

SHPE6000CH

DESCRIPTION	PART NO.
Bearing, flanged	3008294
Bearing, heavy duty take-up	3008290
Chain, conveyor	3008860
Chute, adjustable, SST	3030391
Controller	3016934
Cord, kit, replace for 3016943	3035938
Coupling, driveshaft/ gearbox	3008289

SHPE6000CH, CONTINUED

DESCRIPTION	PART NO.
Gear motor, conveyor	3024575
Gear motor only	3014778
Gear motor, spinner	3030222
Gear motor only	3030562
Hub, poly spinner	3030182
Inverted V	3036854
Lanyard pin assembly	3030627
Screen, wire mesh, half	3018857
Shaft, idler sprocket	3008317
Shaft, sprocket drive end	3008316
Spinner, 18" poly, CW	3030179
Vibrator	3019166
Wire harness, main	3030628
Wire harness repair kits:	
Truck side	3017233
Spreader side, spinner	3017238
Spreader side, auger	3024738
Wire harness, power cord 36"	0203700

1400701SS AND 1400601SS

DESCRIPTION	PART NO.
Bearing, Drive chain (Cab side)	1411001
Bearing, Drive chain (Chute side)	1410200
Bearing, Spinner shaft, Upper	2F20SCR
Bearing, Spinner shaft, Lower (Prior to 2015)	2F12SCR
Bearing, Spinner shaft, Lower (2015 +)	1420101
1400701SS Chain, pintle (Main)	1401300
1400601SS Chain, pintle (Main)	1401100P
Chain, repair link for pintle	1401100RL
Chute, Adjustable	3017966
Controller	3016934
Controller, rocker switches	3014462
Motor, Gearbox	3013821
Motor only for gearbox	3014778
Spinner (14" Diameter, CW)	3012393
Spinner motor	3016309
Sprocket (Drive Assm)	1410250
1400701SS Tarp	1491701
1400601SS Tarp	1491501
Tie down kit	1496505
Top screen	3007349
Vibrator	3008046
Wire harness	3016944
Wire harness repair kits:	
Truck side	3017233
Spreader side, spinner	3017238
Spreader side, auger	3024738

GAS DRIVE HOPPER SALT AND SAND SPREADERS



SALTDogg
SPREADERS

STAINLESS STEEL HOPPER 1.5 CU. YDS.



- Electric start (battery included) with in-cab electric throttle.
- 12 VDC electric clutch has a three-position on-off-on in-cab switch.
- Includes adjustable feed gate, top screen and Inverted V

Compares to:
Henderson® FSP,
Swenson® PV & PolyHawk

CARBON STEEL HOPPER 2.0 CU. YDS.



- Electric start (battery included) with in-cab electric throttle.
- 12 VDC electric clutch has a three-position on-off-on in-cab switch.
- Includes adjustable feed gate, top screen and Inverted V

Compares to:
Henderson® FSP,
Swenson® PV & PolyHawk

STAINLESS STEEL HOPPER 2.0 & 2.5 CU. YDS.



- Electric start (battery included) with in-cab electric throttle.
- 12 VDC electric clutch has a three-position on-off-on in-cab switch.
- Includes adjustable feed gate, top screen and Inverted V

Compares to:
Henderson® FSP,
Swenson® PV & PolyHawk

POLY HOPPER 2.0 CU. YDS.



- Electric start (battery included) with in-cab electric throttle.
- 12 VDC electric clutch has a three-position on-off-on in-cab switch.
- Includes adjustable feed gate, top screen and Inverted V

Compares to:
Henderson® FSP,
Swenson® PV & PolyHawk

	140020SS/ 1400250SS*	1400050	1400050SS/ 1400100SS*	1400300SS/ 1400350SS*	1400400/ 1400450*
IDEAL USE	Medium & Heavy-Duty Commercial	Medium & Heavy-Duty Commercial	Medium & Heavy-Duty Commercial	Medium & Heavy-Duty Commercial	Medium & Heavy-Duty Commercial
CONSTRUCTION	Stainless Steel	Carbon Steel	Stainless Steel	Stainless Steel	Polyethylene
CAPACITY	1.5 cu. yd.	2.0 cu. yds.	2.0 cu. yds.	2.5 cu. yds.	2.0 cu. yds.
DIMENSIONS (H X W X L)	32.1" x 47" x 91.7" (hopper length 72")	32.1" x 47" x 115.7" (hopper length 96")	32.1" x 47" x 115.7" (hopper length 96")	32.1" x 47" x 139.7" (hopper length 120")	35" x 47" x 115.6" (hopper length 95.5")
WEIGHT	753 lbs / 764 lbs*	945 lbs / 955 lbs*	750 lbs / 760 lbs*	910 lbs / 922 lbs*	837 lbs / 853 lbs*
FEED MECHANISM	12" Wide Conveyor Chain	12" Wide Conveyor Chain	12" Wide Conveyor Chain	12" Wide Conveyor Chain	12" Wide Conveyor Chain
ENGINE	10.5 HP Briggs & Stratton	10.5 HP Briggs & Stratton	10.5 HP Briggs & Stratton	10.5 HP Briggs & Stratton	10.5 HP Briggs & Stratton
SPINNER	12" poly	12" poly	12" poly	12" poly	12" poly
SPREAD WIDTH	2 ft. – 30 ft.	2 ft. – 30 ft.	2 ft. – 30 ft.	2 ft. – 30 ft.	2 ft. – 30 ft.
CHUTE	Standard & Extended	Standard & Extended	Standard & Extended	Standard & Extended	Standard & Extended
CONTROL	In-Cab Console (3010390)	In-Cab Console (3010390)	In-Cab Console (3010390)	In-Cab Console (3010390)	In-Cab Console (3010390)
VEHICLE APPLICATION**	3/4 and 1-ton trucks	1-ton trucks	1-ton trucks	10' Flatbed or Dump Trucks	1-ton trucks

* Indicates Extended Chute Model.

** Truck Application is only a reference. The Gross Vehicle Weight (GVW) of the truck & calculated payload must be evaluated for each application.



Part No. 3010390 -The Convenient Cab Controller Features: Automatic Choke, Material Blast, Electric Clutch and Built in Circuit Breaker. Standard with 140020SS, 1400250SS, 1400050, 1400100, 1400050SS, 1400100SS, 1400300SS, 140350SS, 1400400, 1400450

ACCESSORIES

PART NO.	DESCRIPTION	WT. (LBS.)
1496505	Spreader Hold Down Kit	8.64

See available side extensions and tarps on pg. 17



REPLACEMENT PARTS FOR GAS DRIVE HOPPER SPREADERS

1400050, 1400050SS, 1400100, 1400100SS, 1400200SS, 1400250SS, 1400300SS, 1400350SS

DESCRIPTION	PART NO.
Battery	1410717
Bearing, Drive chain (Cab side)	1411001
Bearing, Drive chain (Chute side)	1410200
Bearing, Under clutch	1411000
Bearing, Spinner chute	1420101
Chain, clutch	1412300
Chain, pintle (Main), 1400200SS and 1400250SS	1401300
Chain, Pintle (Main) for 1400050, 1400100, 1400050SS, 1400100SS	1401100P
Chain, pintle (Main), 1400300SS, 1400350SS	1401500
Chain, spinner	1410711
Chain, repair link for pintle	1401100RL
Chute, Standard, Carbon	142005A
Chute, Extended, Carbon	1497505
Chute, Standard, SST	142005ASS
Chute, Extended, SST	1497505SS
Clutch	1401150
Controller w/ 28ft. wire harness	3010390
Controller, switch for clutch	3007300
Controller, switch for engine	3007301
Controller, switch for throttle	3007302
Coupler (Pintle chain)	1410706
Drive Shaft Kit	141036SSK
Gas engine	3006887
Gearbox	1410720
Inverted vee, 1400200SS and 1400250SS	1499700SS
Inverted vee, 1400050 and 1400100	1499500
Inverted vee, 1400050SS and 1400100SS	1499500SS
Inverted vee, 1400300SS and 1400350SS	1499300SS
Side extensions, 12", for 8 ft., 1400050 and 1400100	1493505
Side extensions, 12", for 8 ft., 1400050SS and 1400100SS	1493501SS
Side extensions, 6", for 8 ft., 1400050SS and 1400100SS	3020766
Side extensions, 12", for 10 ft., 1400300SS and 1400350SS	1493550SS
Spinner (12" Diameter)	3004611
Spinner shaft (23" standard)	1420150
Spinner shaft (35" extended)	142X150
Spinner shaft kit (23" standard)	141055K
Spinner shaft kit (35" extended)	141065K
Sprocket, clutch	1411800
Sprocket, drive assembly	1410250

Sprocket, engine	1411915
Sprocket, gearbox	1410702
Sprocket, spinner	1420004
Tarp, 1400200SS and 1400250SS	1491701
Tarp, 1400050, 1400100, 1400050SS and 1400100SS	1491501
Tarp, 1400300SS and 1400350SS	1491301
Throttle control	1411907
Tie down kit	1496505
Top screen, 1400200SS and 1400250SS	1498561
Top screen, 1400050, 1400100, 1400050SS and 1400100SS	1498551
Top screen, 1400300SS and 1400350SS	1498571
Vibrator	3008046

1400400, 1400450

DESCRIPTION	PART NO.
Battery	1410717
Bearing, Clutch	1411000
Bearing, Spinner	1420101
Chain, clutch	1412300
Chain, pintle (Main)	1401100P
Chain, spinner	1410711
Chain, repair link for pintle	1401100RL
Chute, standard, SST	142005ASS
Chute, extended, SST	1497505SS
Clutch	1401150
Controller w/ wire harness	3010390
Controller, switch for clutch	3007300
Controller, switch for engine	3007301
Controller, switch for throttle	3007302
Coupler, flex chain, drive shaft	3003485
Gas engine	3006887
Gearbox	1410720
Spinner (12" Diameter)	3004611
Sprocket, clutch	1411800
Sprocket, drive assembly	1410250
Sprocket, engine	1411915
Sprocket, gearbox	1410702
Sprocket, spinner	1420004
Throttle control	1411907
Tie down kit	1496505
Top screen	3008186
Vibrator	3008046

2.5 – 3.0 CUBIC YARD CONVEYOR MID-SIZE HOPPER SPREADERS



Designed for dump bodies and flat beds with a minimum 13,000 lbs. GVW chassis.

SALTDogg SPREADERS



- Spread Material: bulk salt, bulk sand, salt & sand mix
- Feed Mechanism: 14-1/2" wide conveyor chain with 1/4" crossbars
- Power Source: gasoline, electric, or hydraulic
- Capacity: 2.5 cu. yds. (8'), 2.75 cu. yds. (9'), 3.0 cu. yds. (10')
- 304 stainless steel hopper
- Adjustable Feedgate
- Available with:
 - 10-1/2 HP gas engine,
 - 2 independent electric motors,
 - 2 independent hydraulic motors
- 2 Hinged top screens, 1/4" bars
- Inverted V, installed
- Spinner chute has two adjustable internal baffles
- Bolt-on spinner housing
- 18" Poly spinner disc



Part No. 3016934 - Electric Controller (Included with electric models): In-Cab Controller with Independent Conveyor / Auger and Spinner Speeds, and Vibrator Control




Part No. 3010390 - Gas Controller (Included with gas models): Automatic choke, material blast, electric clutch and built in circuit breaker

PART NO.	DESCRIPTION	*MINIMUM GVW OF:	HEIGHT	WIDTH	LENGTH (OVERALL)	LENGTH (HOPPER)	WT.
1400455SS	2.5 cu. yd., Gas Engine	13,000 lbs.	38.0"	58"	115.9"	96" / 8'	1,395 lbs.
1400455SE	2.5 cu. yd., Electric Motor	13,000 lbs.	38.0"	58"	116.5"	96" / 8'	1,335 lbs.
1400455SH	2.5 cu. yd., Hydraulic Motor	13,000 lbs.	38.0"	58"	118.8"	96" / 8'	1,335 lbs.
1400460SS	2.75 cu. yd., Gas Engine	13,000 lbs.	38.0"	58"	127.9"	108" / 9'	1,460 lbs.
1400460SE	2.75 cu. yd., Electric Motor	13,000 lbs.	38.0"	58"	128.5"	108" / 9'	1,400 lbs.
1400460SSH	2.75 cu. yd., Hydraulic Motor	13,000 lbs.	38.0"	58"	130.0"	108" / 9'	1,400 lbs.
1400465SS	3.0 cu. yd., Gas Engine	13,000 lbs.	38.0"	58"	138.9"	120" / 10'	1,526 lbs.
1400465SE	3.0 cu. yd., Electric Motor	13,000 lbs.	38.0"	58"	140.5"	120" / 10'	1,466 lbs.
1400465SSH	3.0 cu. yd., Hydraulic Motor	13,000 lbs.	38.0"	58"	141.8"	120" / 10'	1,466 lbs.

*Truck Application is only a reference. The Gross Vehicle Weight (GVW) of the truck & calculated payload must be evaluated for each application.



HV715EPG - Optional GPS Hydraulic Spreader Control Kit



8891145 - Optional Light bar



1496505 - Nylon Ratchet Straps (4 per kit)



3008560 - Optional Dump Tail Gate Latch Kit



Optional- Mid-Size Spreader Stands. Available in Black Powder Coat or Hot-Dipped Galvanized.

ACCESSORIES

PART NO.	DESCRIPTION	WT.
8891144	44" LED Light Bar Kit (Includes (2) Red LED Round STT lights, (2) Amber LED Round Strobe lights, (3) Red LED Round Marker lights, Wire Harness, (2) LED Load Equalizers and Light bar)	21 lbs.
8891145	44" LED Light Bar Kit (Includes (2) Red LED Oval STT lights, (2) Amber LED Oval Strobe lights, (3) Red LED Round Marker lights, Wire Harness, (2) LED Load Equalizers and Light bar)	21 lbs.
8891150	66" LED Light Bar Kit (Includes (2) Red LED Oval STT lights, (2) Amber LED Oval Strobe lights, (3) .75" Red LED Round Marker lights, Wire Harness, (2) LED Load Equalizers and Light bar)	21 lbs.
1496505	Nylon Ratchet Strap Mounting Kit (4 straps to a set)	9 lbs.
HV715EPG	Electric-Hydraulic Proportional Spreader Control Kit w/Garmin® GPS Ground Speed Antenna	31 lbs.
3008560	Dump Body Tailgate Latch	40 lbs.
3036588	Stainless Steel Dump Body Tailgate Latch	33 lbs.

See available mid-size spreader stands on pg. 21

REPLACEMENT PARTS FOR 2.5 – 3.0 CUBIC YARD CONVEYOR MID-SIZE HOPPER SPREADERS

1400455SS, 1400460SS, 1400465SS - GASOLINE

DESCRIPTION	PART NO.
Battery	1410717
Bearing, Drive chain (Cab side)	3008290
Bearing, Drive chain (Chute side)	3008294
Bearing, under clutch	3009067
Bearing, spinner chute	1411000
Chain, clutch	3009327
Chain, pintle, 1400455SS	3014539
Chain, pintle, 1400460SS	3008860
Chain, pintle, 1400465SS	3009114
Chain, spinner	3009327
Chain, repair link for pintle	1401101RL
Chute	3008388
Clutch	1401150
Controller w/ wire harness	3010390
Controller, switch for clutch	3007300
Controller, switch for engine	3007301
Controller, switch for throttle	3007302
Coupler (Pintle chain)	3008289
Drive shaft kit	141036SSK
Gas engine	3006887
Gearbox	1401200
Inverted vee, 1400455SS	3014543
Inverted vee, 1400460SS	3008359
Inverted vee, 1400465SS	3009201
Spinner (18" Diameter, CW)	3008611
Sprocket, clutch	1411800
Sprocket, Drive Assembly	3008300
Sprocket, Engine	1411915
Sprocket, Gearbox	1410702
Sprocket, Spinner	3008835
Throttle control	1411907
Top Screen, 1400455SS	3028154
Top Screen, 1400460SS	3028143
Top Screen, 1400465SS	3025436
Vibrator Kit, 400 lbs.	3013659

1400455SSE, 1400460SSE, 1400465SSE - ELECTRIC

DESCRIPTION	PART NO.
Bearing, Drive chain (Cab side)	3008290
Bearing, Drive chain (Chute side)	3008294
Chain, pintle, 1400455SSE	3014539
Chain, pintle, 1400460SSE	3008860
Chain, pintle, 1400465SSE	3009114
Chain, repair link for pintle	1401101RL
Chute, Adjustable	3030391
Controller	3016934
Controller, rocker switch	3014462
Coupler (Pintle chain)	3008289
Gear motor	3024575
Gearbox, motor only	3014778
Inverted vee	3025254
Pan, conveyor floor	3009197
Spinner (18" Diameter, CW)	3030179
Spinner motor	3016309
Sprockets, Chute side	3008300
Sprockets, Cab side	3008300
Tie down kit	1496505
Top screen	3025436
Vibrator, 200 lb.	3007416
Wire Harness	3016944
Wire harness repair kits:	
Truck side	3017233
Spreader side, spinner	3017238
Spreader side, auger	3024738

1400455SSH, 1400460SSH, 1400465SSH - HYDRAULIC

DESCRIPTION	PART NO.
Bearing, Drive chain (Cab side)	3008290
Bearing, Drive chain (Chute side)	3008294
1400455SSH Chain, pintle	3014539
1400460SSH Chain, pintle	3008860
1400465SSH Chain, pintle	3009114
Chain, repair link for pintle	1401101RL
Chute, Adjustable	3031074
Coupler (Pintle chain)	3008289
Gearbox	1401200
Inverted vee	3025254
Motor, hydraulic	CM004P
Pan, conveyor floor	3009197
Seal kit	CMSK
Spinner (18" Diameter, CW)	3008611
Drive Assembly Sprocket	3008300
Top screen	3025436
Vibrator	3013659

3.5 – 5.5 CUBIC YARD CONVEYOR MUNICIPAL HOPPER SPREADERS



Designed for dump bodies and flat beds with a minimum 15,000 lbs. GVW chassis.

SALTDOGG SPREADERS



1400475S
shown with optional LS1
and 8891144S

- Spread Material: bulk salt, bulk sand, salt & sand mix
- Feed Mechanism: 14-1/2" wide conveyor chain with 1/4" crossbars
- Power Source: gasoline, electric, or hydraulic
- Capacity: 3.5 cu. yds. (8'), 4.0 cu. yds. (9'), 4.5 cu. yds. (10'), 5.0 cu. yds. (9' and 10' with side extensions)
- 304 stainless steel hopper
- Adjustable feedgate
- Available with 10-1/2 HP gas engine, 2 independent electric motors, or 2 independent hydraulic motors
- 4 Hinged top screens, 1/4" bars
- Inverted V, installed
- Spinner chute has two adjustable internal baffles
- Bolt-on spinner housing
- 18" Poly spinner disc

Compares to: Henderson[®] FSM, Swenson[®] MDV



Part No. 3016934 - Electric Controller (Included with electric models): In-Cab Controller with Independent Conveyor / Auger and Spinner Speeds, and Vibrator Control



Part No. 3010390 - Gas Controller (Included with gas models): Automatic choke, material blast, electric clutch and built in circuit breaker

PART NO.	DESCRIPTION	*MINIMUM GVW OF:	HEIGHT	WIDTH	LENGTH (OVERALL)	LENGTH (HOPPER)	WT.
1400475SS	3.5 cu. yd., Gas Engine	15,000 lbs.	45.5"	70"	115.9"	96" / 8'	1,470 lbs.
1400475SSE	3.5 cu. yd., Electric Motor	15,000 lbs.	45.5"	70"	115.9"	96" / 8'	1,500 lbs.
1400475SSH	3.5 cu. yd., Hydraulic Motor	15,000 lbs.	45.5"	70"	118.8"	96" / 8'	1,405 lbs.
1400500SS	4.0 cu. yd., Gas Engine	15,000 lbs.	45.5"	70"	127.9"	108" / 9'	1,500 lbs.
1400500SSE	4.0 cu. yd., Electric Motor	15,000 lbs.	45.5"	70"	127.9"	108" / 9'	1,500 lbs.
1400500SSH	4.0 cu. yd., Hydraulic Motor	15,000 lbs.	45.5"	70"	130.0"	108" / 9'	1,435 lbs.
1400550SS	4.5 cu. yd., Gas Engine	17,500 lbs.	45.5"	70"	127.5"	120" / 10'	1,560 lbs.
1400550SSE	4.5 cu. yd., Electric Motor	17,500 lbs.	45.5"	70"	120.9"	120" / 10'	1,560 lbs.
1400550SSH	4.5 cu. yd., Hydraulic Motor	17,500 lbs.	45.5"	70"	120.9"	120" / 10'	1,500 lbs.
1400505SS	5.0 cu. yd., Gas Engine	19,500 lbs.	57.5"	70"	138.9"	108" / 9'	1,988 lbs.
1400505SSE	5.0 cu. yd., Electric Motor	19,500 lbs.	57.5"	70"	138.9"	108" / 9'	1,975 lbs.
1400505SSH	5.0 cu. yd., Hydraulic Motor	19,500 lbs.	57.5"	70"	141.8"	108" / 9'	1,975 lbs.
1400560SS	5.5 cu. yd., Gas Engine	19,500 lbs.	50.6"	70"	138.9"	120" / 10'	1,620 lbs.
1400560SSE	5.5 cu. yd., Electric Motor	19,500 lbs.	50.6"	70"	138.9"	120" / 10'	1,560 lbs.
1400560SSH	5.5 cu. yd., Hydraulic Motor	19,500 lbs.	50.6"	70"	141.8"	120" / 10'	1,560 lbs.

*Truck Application is only a reference. The Gross Vehicle Weight (GVW) of the truck & calculated payload must be evaluated for each application.



8891145 - Optional Light bar



LS1 - Optional Liquid Spray System (55 Gallon)



HV715EPG - Optional GPS Hydraulic Spreader Control Kit



3008560 - Optional Dump Tail Gate Latch Kit

ACCESSORIES

PART NO.	DESCRIPTION	WT.
8891144	44" LED Light Bar Kit (Includes (2) Red LED Round STT lights, (2) Amber LED Round Strobe lights, (3) Red LED Round Marker lights, Wire Harness, (2) LED Load Equalizers and Light bar)	21 lbs.
8891145	44" LED Light Bar Kit (Includes (2) Red LED Oval STT lights, (2) Amber LED Oval Strobe lights, (3) Red LED Round Marker lights, Wire Harness, (2) LED Load Equalizers and Light bar)	21 lbs.
8891150	66" LED Light Bar Kit (Includes (2) Red LED Oval STT lights, (2) Amber LED Oval Strobe lights, (3) .75" Red LED Round Marker lights, Wire Harness, (2) LED Load Equalizers and Light bar)	23 lbs.
LS1 & LS3	Liquid Spray Systems	see pages 37-40 for more details
1496505	Nylon Ratchet Strap Mounting Kit (4 straps to a set)	9 lbs.
HV715EPG	Electric-Hydraulic Proportional Spreader Control Kit w/Garmin [®] GPS Ground Speed Antenna	31 lbs.
1497051	Cab Guard, Stainless Steel (70" x 22" x 51"), for 3.5-5.0 cubic yard models	205 lbs.
3008560	Dump Body Tailgate Latch	40 lbs.
3036588	Stainless Steel Dump Body Tailgate Latch	33 lbs.

See available mid-size spreader stands on pg. 21

3.5 – 5.5 CUBIC YARD AUGER MUNICIPAL HOPPER SPREADERS



Designed for dump bodies and flat beds with a minimum 15,000 lbs. GVW chassis.



1470475SSE shown with 3037145 Spreader Stand

- Spread Material: bulk salt, bulk sand, salt & sand mix
- Feed Mechanism: 5.25" full length variable pitch auger
- Power Source: electric or hydraulic
- Capacity: 3.5 cu. yds. (8'), 4.0 cu. yds. (9'), 4.5 cu. yds. (10'), 5.0 cu. yds. (9' and 10' with side extensions)
- 304 stainless steel hopper
- Available with 2 independent electric motors, or 2 independent hydraulic motors
- 4 Hinged top screens, 1/4" bars
- Inverted V, installed
- Spinner chute has one adjustable internal and two external baffles
- Flippable chute, no tools required
- 18" Poly spinner disc



Part No. 3010390 - Gas Controller (Included with gas models): Automatic choke, material blast, electric clutch and built in circuit breaker

PART NO.	DESCRIPTION	*MINIMUM GVW OF:	HEIGHT	WIDTH	LENGTH (OVERALL)	LENGTH (HOPPER)	WT.
1470475SSE	3.5 cu. yd., Electric Drive	15,000 lbs.	45"	70"	115"	96" / 8'	1,290 lbs.
1470475SSH	3.5 cu. yd., Hydraulic Drive	15,000 lbs.	45"	70"	115"	96" / 8'	1,290 lbs.
1470500SSE	4.0 cu. yd., Electric Drive	15,000 lbs.	45"	70"	127"	108" / 9'	1,369 lbs.
1470500SSH	4.0 cu. yd., Hydraulic Drive	15,000 lbs.	45"	70"	127"	108" / 9'	1,369 lbs.
1470550SSE	4.5 cu. yd., Electric Drive	15,000 lbs.	45"	70"	139"	120" / 10'	1,911 lbs.
1470550SSH	4.5 cu. yd., Hydraulic Drive	15,000 lbs.	45"	70"	139"	120" / 10'	1,911 lbs.
1470505SSE	5.0 cu. yd., Electric Drive	15,000 lbs.	50.4"	70"	127"	108" / 9'	1,473 lbs.
1470505SSH	5.0 cu. yd., Hydraulic Drive	15,000 lbs.	50.4"	70"	127"	108" / 9'	1,473 lbs.
1470560SSE	5.5 cu. yd., Electric Drive	15,000 lbs.	50.4"	70"	139"	120" / 10'	1,961 lbs.
1470560SSH	5.5 cu. yd., Hydraulic Drive	15,000 lbs.	50.4"	70"	139"	120" / 10'	1,961 lbs.

*Truck Application is only a reference. The Gross Vehicle Weight (GVW) of the truck & calculated payload must be evaluated for each application.

SPREADER STANDS

- Available in black powder-coated or hot-dipped galvanized finish.
- Simplifies loading, unloading and storage of your mid-sized SaltDog® spreader.
- Adjustable legs to accommodate your bed height.
- Built-in rollers make loading and unloading your spreader simple and smooth.
- Sturdy 1/4in. structural steel tubing for durability



PART NO.	DESCRIPTION	WT.
3037145	Spreader Stand, 8ft., Black Powder-Coated	455.34 lbs.
3037146	Spreader Stand, 8ft., Galvanized	455.34 lbs.
3037294	Spreader Stand, 9ft.-10ft., Black Powder-Coated	520.44 lbs.
3037295	Spreader Stand, 9ft.-10ft., Galvanized	520.44 lbs.



SALT DOGG SPREADERS

REPLACEMENT PARTS FOR 3.5 – 5.5 CUBIC YARD MUNICIPAL HOPPER SPREADERS

SALTDogg
SPREADERS

GAS: 1400475SS, 1400500SS, 1400550SS, 1400505SS, 1400560SS

DESCRIPTION	PART NO.
Battery	1410717
Bearing, Drive chain (Cab side)	3008290
Bearing, Drive chain(Chute side)	3008294
Bearing, under clutch	3009067
Bearing, spinner chute	1411000
Bearing, chain, clutch	3009327
Chain, pintle, 1400455SS	3014539
Chain, pintle, 1400460SS	3008860
Chain, pintle, 1400465SS	3009114
Chain, spinner	3009327
Chain, repair link for pintle	1401101RL
Chute	3008388
Clutch	1401150
Controller w/ wire harness	3010390
Controller, switch for clutch	3007300
Controller, switch for engine	3007301
Controller, switch for throttle	3007302
Coupler (Pintle chain)	3008289
Gas engine	3006887
Gearbox	1401200
Inverted vee, 1400475SS	3014543
Inverted vee, 1400500SS	3008359
Inverted vee, 1400550SS	3009201
Side Extensions, 12", 1400500SS/SSE/SSH	3031543
Side Extensions, 6", 1400550SS/SSE/SSH	3031544
Spinner (18" Diameter, CW)	3008611
Sprocket, clutch	1411800
Sprocket, Drive Assembly	3008300
Sprocket, Engine	1411915
Sprocket, Gearbox	1410702
Sprocket, Spinner	3008835
Throttle control	1411907
Tie Down Kit	1496505
Top Screen, 1400475SS	3014545
Top Screen, 1400500SS	3008352
Top Screen, 1400550SS	3009206
Vibrator Kit, 400 lbs.	3013659

ELECTRIC : 1400475SSE, 1400500SSE, 1400505SSE 1400550SSE, 1400560SSE

DESCRIPTION	PART NO.
Bearing, Drive chain (Cab side)	3008290
Bearing, Drive chain (Chute side)	3008294
Chain, pintle	3009114
Chain, repair link for pintle	1401101RL
Chute, Adjustable	3030391
Controller	3016934
Controller, rocker switch	3014462
Coupler (Pintle chain)	3008289
Gearbox	3030222
Gearbox, motor only	3030562
Pan, conveyor floor	3009197
Spinner (18" Diameter, CW)	3030179
Spinner motor	3016309
Sprockets, Chute side	3008300
Sprockets, Cab side	3008300

ELECTRIC : 1400475SSE, 1400500SSE, 1400505SSE 1400550SSE, 1400560SSE

DESCRIPTION	PART NO.
Tie down kit	1496505
Top screen	3025436
Vibrator, 200 lb.	3007416
Wire Harness	3016944
Wire harness repair kits:	
Truck side	3017233
Spreader side, spinner	3017238
Spreader side, auger	3024738

HYD.: 1400475SSH, 1400500SSH, 1400505SSH 1400550SSH, 1400560SSH

DESCRIPTION	PART NO.
Bearing, Drive chain (Cab side)	3008290
Bearing, Drive chain (Chute side)	3008294
Chain, pintle, 1400475SSH	3014539
Chain, pintle, 1400500SSH	3008860
Chain, pintle, 1400550SSH	3009114
Chain, repair link for pintle	1401101RL
Chute	3008630
Coupler, Pintle chain	3008289
Coupler, Gearbox	3009215
Gearbox	1401200
Inverted vee, 1400475SSH	3014543
Inverted vee, 1400500SSH	3008359
Inverted vee, 1400550SSH	3009201
Motor, hydraulic	CM004P
Seal kit	CMSK
Spinner (18" Diameter, CW)	3010056
Sprocket, Drive Assembly	3008300
Tie Down Kit	1496505
Top screen, 1400475SSH	3014545
Top screen, 1400500SSH	3008352
Top screen, 1400550SSH	3009206
Vibrator	3013659

ELECTRIC: 1470475SSE, 1470500SSE, 1470505SSE, 1470550SSE, 1470560SSE HYD.: 1470475SSH, 1470500SSH, 1470505SSH, 1470550SSH, 1470560SSH

DESCRIPTION	PART NO.
Auger, 8'9" Spreaders	3033660
Auger, 10' Spreaders	3037473
Bearing, Flanged 1-1/8" Drive Shaft	1410200
Bearing, Flanged 1-1/4, 2 Hole	9240086
Chute, adjustable	3037430
Controller w/ wire harness	3016934
Gear Motor, Chute	3030222
Gear Motor, 12V	3013821
Inverted vee, 9' Spreaders	3037082
Motor, hydraulic	CM004P
Motor, Hydraulic	CM074P
Pin, Chute Attachment	3037136
Power Cable Kit for	3035938
Spinner (18" Diameter, CW)	3030179
Spinner Hub, Poly	3030182
Spinner, Hub, Long Neck	3008632
Top Screen, 8' Spreaders	3014545
Top Screen, 9' Spreaders	3008352
Top Screen, 10' Spreaders	3009206
Wire Harness, Main	3030628
Wire Assembly, 36" k	0203700

7-10 CUBIC YARD ELECTRIC CONVEYOR MUNICIPAL HOPPER SPREADERS

Designed for municipalities and contractors with a minimum 26,000 lbs. GVW chassis.

ADDITIONAL SIZES/CONFIGURATIONS AVAILABLE. CALL FOR QUOTE.



1490757SSE shown with optional spreader stand, light bar, & liquid spray system

- 304 Stainless steel hopper
- Material spread up to 40'
- Adjustable feedgate
- 24" wide conveyor chain with 1/4" bars
- Two Independent 12V electric gear motors (3/4 HP chain motor; 1/2 HP spinner motor) with electric in-cab controller
- Hinged top screens
- Adjustable, inverted V, installed
- Quick release hinged chute
- 20" Poly spinner disc

Options Available:

- Stainless steel drag chain
- Belt over chain
- Aviation spinner assemblies
- Hopper tailgate for bulk unloading




Part No. 3010390 - Gas Controller (Included with gas models): Automatic choke, material blast, electric clutch and built in circuit breaker



High torque chain motor



24" wide conveyor chain with 3/8" bars



Spring loaded idler shaft and bearing



Optional light bar
Part No. 8891168



Optional L55 liquid spray system

PART NO.	CAPACITY	*MINIMUM GVV OF:	HEIGHT	WIDTH	LENGTH (OVERALL)	LENGTH (HOPPER)	WT.
1490757SSE	7 cu. yd.	26,000 lbs.	57"	82"	144"	120" / 10'	2,600 lbs.
1490957SSE	9 cu. yd.	33,000 lbs.	57"	82"	168"	144" / 12'	3,326 lbs.
NEW 1491057SSE	10 cu. yd.**	48,000 lbs.	57"	82"	192"	168" / 14'	3,750 lbs.

*Truck Application is only a reference. The Gross Vehicle Weight (GVW) of the truck & calculated payload must be evaluated for each application

**With sloped front bulkhead



7-10 CUBIC YARD AUGER MUNICIPAL HOPPER SPREADERS



Designed for dump bodies and flat beds with a minimum 33,000 lbs. GVW chassis.

NEW DUAL AUGER MODELS AVAILABLE

SALTDogg SPREADERS



- 304 stainless steel hopper
- Material spread up to 30'
- 7" dia. auger with multi-pitch design, 1/2" hard faced auger flighting
- Hydraulic drive - two independent motors
- Chute design flips to side for bulk unloading
- Sloped front and rear panels
- Six 3/8" heavy-duty hinged top screen with 4" peak
- 18" Poly spinner disc

Additional sizes/configurations available. Call for quote.


Options Available:

- Dual augers
- Tilt up spinner chute
- Rubber side deflectors
- Stainless Steel top screens


Compares to: Henderson® FSH, Swenson® EVA



High torque auger motor



7" dia. auger with multi-pitch design, 1/2" hard faced flighting optional- dual augers



2" auger bearing



Optional rubber side deflector - Part No. 1492144



Optional LS5 liquid spray system

PART NO.	DESCRIPTION	AUGER	HEIGHT	WIDTH	LENGTH (OVERALL)	LENGTH (HOPPER)	WT.
SINGLE AUGER SPREADERS							
1471056SSH	7.0 cu. yd., V-Box Hopper Spreader	Single	55.25"	82"	157"	120" / 10'	2,655 lbs.
1471156SSH	8.0 cu. yd., V-Box Hopper Spreader	Single	55.25"	82"	169"	132" / 11'	2,855 lbs.
1471256SSH	9.0 cu. yd., V-Box Hopper Spreader	Single	55.25"	82"	181"	144" / 12'	3,055 lbs.
1471456SSH	10.0 cu. yd., V-Box Hopper Spreader	Single	55.25"	82"	205"	168" / 14'	3,561 lbs.
DUAL AUGER SPREADERS							
NEW 1481056SSH	7.0 cu. yd., V-Box Hopper Spreader	Dual	55.25"	82"	157"	120" / 10'	3,054 lbs.
NEW 1481156SSH	8.0 cu. yd., V-Box Hopper Spreader	Dual	55.25"	82"	169"	132" / 11'	3,322 lbs.
NEW 1481256SSH	9.0 cu. yd., V-Box Hopper Spreader	Dual	55.25"	82"	181"	144" / 12'	3,758 lbs.
NEW 1481456SSH	10.0 cu. yd., V-Box Hopper Spreader	Dual	55.25"	82"	205"	168" / 14'	4,248 lbs.


6-16 CUBIC YARD HYDRAULIC CONVEYOR MUNICIPAL HOPPER SPREADERS



Designed for municipalities and contractors with a minimum 26,000 lbs. GVW chassis.

ADDITIONAL SIZES/CONFIGURATIONS AVAILABLE. CALL FOR QUOTE.

SALTDOGG
SPREADERS



145075SSH

Shown w/Optional 8891167 Light bar & LS4 Liquid Spray System (Liquid spray information on page 37-40)

- 304 stainless steel hopper
- Material spread up to 40'
- Adjustable feedgate
- 24" wide conveyor chain with 3/8" bars
- Two independent direct drive hydraulic motors
- Choice of three gearbox ratios: 50:1, 25:1 or 6:1
- Hinged top screens, 3/8" bars on 2-1/2" openings
- Adjustable Inverted V, installed
- 2" drive shaft and bearings with 8-tooth sprockets
- 1-1/2" spring loaded idler shaft and bearings with 8-tooth sprockets
- Quick release hinged chute (no tools needed)
- 20" Poly spinner disc (stainless steel disc available)

Options Available:

- 50" sides
- Peaked screens
- Sloped front and rear panels
- Rear idler bearing adjustment
- Bulk unloading chute
- Lane changing chute (cab controlled)
- Front spill shield
- Special dimensions
- Speed sensing motors
- Dual 7" Augers
- Remote Grease lines
- Stainless Steel conveyor chain

Compares to: Henderson® FSH, Swenson® EV-100/150/200

PART NO.	CAPACITY	GEAR RATIO	*MINIMUM GVW OF:	HEIGHT	WIDTH	LENGTH (OVERALL)	LENGTH (HOPPER)	WT.
1450657SSH	6 cu. yd.	50:1	26,000 lbs.	57"	82"	132"	108" / 9'	2,600 lbs.
1425657SSH	6 cu. yd.	25:1	26,000 lbs.	57"	82"	132"	108" / 9'	2,600 lbs.
1406657SSH	6 cu. yd.	6:1	26,000 lbs.	57"	82"	132"	108" / 9'	2,600 lbs.
1450757SSH	7 cu. yd.	50:1	33,000 lbs.	57"	82"	144"	120" / 10'	2,760 lbs.
1425757SSH	7 cu. yd.	25:1	33,000 lbs.	57"	82"	144"	120" / 10'	2,760 lbs.
1406757SSH	7 cu. yd.	6:1	33,000 lbs.	57"	82"	144"	120" / 10'	2,760 lbs.
1450863SSH	8 cu. yd.	50:1	33,000 lbs.	63"	82"	144"	120" / 10'	2,910 lbs.
1425863SSH	8 cu. yd.	25:1	33,000 lbs.	63"	82"	144"	120" / 10'	2,910 lbs.
1406863SSH	8 cu. yd.	6:1	33,000 lbs.	63"	82"	144"	120" / 10'	2,910 lbs.
1450969SSH	9 cu. yd.	50:1	35,000 lbs.	69"	82"	144"	120" / 10'	3,000 lbs.
1425969SSH	9 cu. yd.	25:1	35,000 lbs.	69"	82"	144"	120" / 10'	3,000 lbs.
1406969SSH	9 cu. yd.	6:1	35,000 lbs.	69"	82"	144"	120" / 10'	3,000 lbs.
1451057SSH	10 cu. yds.	50:1	35,000 lbs.	57"	82"	167"	144" / 12'	3,084 lbs.
1421057SSH	10 cu. yds.	25:1	35,000 lbs.	57"	82"	167"	144" / 12'	3,084 lbs.
1461057SSH	10 cu. yds.	6:1	35,000 lbs.	57"	82"	167"	144" / 12'	3,084 lbs.
1451163SSH	11 cu. yds.	50:1	38,000 lbs.	63"	82"	167"	144" / 12'	3,274 lbs.
1421163SSH	11 cu. yds.	25:1	38,000 lbs.	63"	82"	167"	144" / 12'	3,274 lbs.
1461163SSH	11 cu. yds.	6:1	38,000 lbs.	63"	82"	167"	144" / 12'	3,274 lbs.
1451369SSH	13 cu. yds.	50:1	44,000 lbs.	69"	82"	167"	144" / 12'	3,464 lbs.
1421369SSH	13 cu. yds.	25:1	44,000 lbs.	69"	82"	167"	144" / 12'	3,464 lbs.
1461369SSH	13 cu. yds.	6:1	44,000 lbs.	69"	82"	167"	144" / 12'	3,464 lbs.
1451257SSH	12 cu. yds.	50:1	44,000 lbs.	57"	82"	191"	168" / 14'	3,503 lbs.
1421257SSH	12 cu. yds.	25:1	44,000 lbs.	57"	82"	191"	168" / 14'	3,503 lbs.
1461257SSH	12 cu. yds.	6:1	44,000 lbs.	57"	82"	191"	168" / 14'	3,503 lbs.
1451363SSH	13 cu. yds.	50:1	44,000 lbs.	63"	82"	191"	168" / 14'	4,099 lbs.
1421363SSH	13 cu. yds.	25:1	44,000 lbs.	63"	82"	191"	168" / 14'	4,099 lbs.
1461363SSH	13 cu. yds.	6:1	44,000 lbs.	63"	82"	191"	168" / 14'	4,099 lbs.
1451469SSH	14 cu. yds.	50:1	48,000 lbs.	69"	82"	191"	168" / 14'	4,283 lbs.
1421469SSH	14 cu. yds.	25:1	48,000 lbs.	69"	82"	191"	168" / 14'	4,283 lbs.
1461469SSH	14 cu. yds.	6:1	48,000 lbs.	69"	82"	191"	168" / 14'	4,283 lbs.

*Truck Application is only a reference. The Gross Vehicle Weight (GVW) of the truck & calculated payload must be evaluated for each application.



MUNICIPAL HOPPER SPREADERS ACCESSORIES

SALTDogg
SPREADERS

Spreader Stands



- Makes loading, unloading, and storage of full size SaltDogg® Spreaders from dump bodies simple and efficient
- Fits 10 ft. to 15 ft. SaltDogg® spreaders
- Structural steel and tubing construction
- Designed to accommodate spreaders with pre-wet tanks
- Bolt-on or weld-on
- Built-in rollers on the rear and sides make loading on/off easier
- Adjustable legs to accommodate various bed heights
- Black powder-coated or hot-dipped galvanized finish available
- Pricing includes bolt-on installation

PART NO.	DESCRIPTION	WT.
3038266	Spreader Stand, 9ft., Black Power-Coated	1,038 lbs.
3025885	Spreader Stand, 10ft.-11ft., Black Power-Coated	1,038 lbs.
3025886	Spreader Stand, 12ft.-13ft., Black Power-Coated	1,088 lbs.
3025887	Spreader Stand, 14ft.-15ft., Black Power-Coated	1,138 lbs.
3038267	Spreader Stand, 9ft., Galvanized	1,038 lbs.
3027468	Spreader Stand, 10ft.-11ft., Galvanized	1,038 lbs.
3027469	Spreader Stand, 12ft.-13ft., Galvanized	1,088 lbs.
3027470	Spreader Stand, 14ft.-15ft., Galvanized	1,038 lbs.
3037102	Spreader Stand, 10-11ft., Stainless Steel	1,038 lbs.

66" Light Bar Kits



8891150 Light Bar Kit



8891166 Light Bar Kit



8891167 Light Bar Kit



8891168 Light Bar Kit



8891169 Light Bar Kit

PART NO.	DESCRIPTION	WT.
8891150	66" LED Light Bar Kit (Includes (2) Red LED Oval STT lights, (2) Amber LED Oval Strobe lights, (3) .75" Red LED Round Marker lights, Wire Harness, (2) LED Load Equalizers & Light bar)	23 lbs.
8891166	66" LED Light Bar Kit (Includes (2) Red LED Round STT lights, (2) Clear LED Round Back-Up lights, (2) Amber LED Round Strobe lights, (3) Red LED Round Marker lights, Wire Harness, (2) LED Load Equalizers and Light bar)	30 lbs.
8891167	66" LED Light Bar Kit (Includes (4) Red LED Round STT lights, (2) Amber LED Round Strobe lights, (3) Red LED Round Marker lights, Wire Harness, (2) LED Load Equalizers and Light bar)	37 lbs.
8891168	66" LED Light Bar Kit (Includes (2) Red LED Oval STT lights, (2) Clear LED Oval Back-Up lights, (2) Amber LED Oval Strobe lights, (3) Red LED Round Marker lights, Wire Harness, (2) LED Load Equalizers and Light bar)	37 lbs.
8891169	66" LED Light Bar Kit (Includes (4) Red LED Oval STT lights, (2) Amber LED Oval Strobe lights, (3) Red LED Round Marker lights, Wire Harness, (2) LED Load Equalizers and Light bar)	37 lbs.

77" Light Bar Kits



8891177 Light Bar Kit



8891178 Light Bar Kit

PART NO.	DESCRIPTION	WT.
8891177	77" LED Light Bar Kit (Includes (2) Red LED Oval STT lights, (2) Amber LED Oval Strobe lights, (2) Clear LED Oval Back-Up lights, (3) .75" Red LED Round Marker lights, Wire Harness, (2) LED Load Equalizers & Light bar)	26 lbs.
8891178	77" LED Light Bar Kit (Includes (4) Red LED Oval STT lights, (2) Amber LED Oval Strobe lights, (3) .75" Red LED Round Marker lights, Wire Harness, (2) LED Load Equalizers & Light bar)	26 lbs.

Dump Body Tailgate Lock Kits

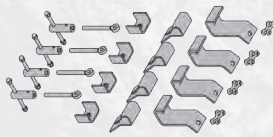


- 3" structural steel channel
- 1.25" pins
- Black powder coat finish or stainless steel

3008560

PART NO.	DESCRIPTION	WT.
3008560	Steel Dump Body Tailgate Lock Kit	40 lbs.
3036588	Stainless Steel Dump Body Tailgate Lock Kit	33 lbs.

Chain Tie Down Kit



- Heavy-duty chain & turn Buckle tie down kit
- Zinc plated hardware
- Powder coated brackets

PART NO.	DESCRIPTION	WT.
3010548	Chain Tie Down Kit	79 lbs.

Hydraulic Spreader Control Kit & Reservoir Enclosure

(See pages 88-91 for Central Hydraulic Systems)



HV1030EPG



SMR30VESS

PART NO.	DESCRIPTION	WT.
HV1030EPG	Elec-Hyd Spreader Control Kit, 10 GPM Spinner / 30 GPM Auger-Conveyor	31 lbs.
GPS1	Garmin™ GPS Unit with Converter	0.77 lbs.
SMR30VESS	30 Gallon Stainless Steel Reservoir Valve Enclosure	264 lbs.

Remote Grease Kit & Chain Lubricator Kit



3020624 (Remote Grease Kit)




3020625 (Stainless Steel Chain Lubricator Kit)

PART NO.	DESCRIPTION	WT.
3020624	Remote Grease Kit, 3-Point, 12'-15' Spreaders	8.0 lbs.
3032586	Remote Grease Kit, 3-point, 10'-11' Spreaders	21 lbs.
3020625	Chain Lubricator Kit, Stainless Steel	33 lbs.

Spreader Full-Size Ladder & Spill Shield



3022060



3022963

PART NO.	DESCRIPTION	WT.
3022060	Folding Stainless Steel Spreader Ladder, Full Size	36 lbs.
3022963	12" Front Spill Shield/Cab Shield (12" x 82")	82 lbs.

Spreader Chute Accessories



3026067 (Lane Changing Chute)



3020626 (Crank)

PART NO.	DESCRIPTION	WT.
3020626	Crank Up Chute Kit	22 lbs.
3026067	Lane Changing Chute, 12V In-Cab controls & Gas Spring Flip-Up	182 lbs.
3020704	16" Chute Extension, Stainless Steel for Taller Mounting Heights	31 lbs.

Pre-Wet Systems (see pg. 37-40 for details)



LS4 (Mounted on 1490757SSE)



LS10 (Mounted on 1451057SSH)

PART NO.	DESCRIPTION	WT.
LS4	Electric 105 Gallon Tank System	214 lbs.
LS5	Electric (2) 105 Gallon Tank System	348 lbs.
LS10	Electric (2) 400 Gallon Tank System	814 lbs.

Rubber Side Deflector



PART NO.	DESCRIPTION	WT.
1492144	Belted Rubber Side Deflector 3/8" x 2' x 12' (1 Side Deflector Only)	56 lbs.

REPLACEMENT PARTS FOR MUNICIPAL HOPPER SPREADERS



SALTDOGG SPREADERS

FOR THE FOLLOWING SPREADERS, UTILIZE THE REPLACEMENT PARTS LISTED BELOW:
1406657SSH, 1425657SSH, 1450657SSH, 1406757SSH, 1425757SSH, 1450757SSH, 1406863SSH, 1425863SSH, 1450863SSH, 1406969SSH, 1425969SSH, 1450969SSH

DESCRIPTION	PART NO.
Bearing (Take up)	3010603
Chain, Pintle (Main)	3010653
Chain, repair link for pintle	1401102RL
Chute	3012519
Gearbox, 1406657SSH	3019690
Gearbox, 1425657SSH	3010991
Gearbox, 1450657SSH	3010847
Gearbox, 1406757SSH	3019690
Gearbox, 1425757SSH	3010991
Gearbox, 1450757SSH	3010847
Gearbox, 1406863SSH	3019690
Gearbox, 1425863SSH	3010991
Gearbox, 1450863SSH	3010847
Gearbox, 1406969SSH	3019690
Gearbox, 1425969SSH	3010991
Gearbox, 1450969SSH	3010847
Jack assembly	3010443
Spinner (20" Diameter CCW)	9240020
Gearbox Sprocket	3010845
Idler Shaft Sprocket	3010846
Top screen, 1406657SSH, 1425657SSH, 1450657SSH	3020569
Top screen, 1406757SSH, 1425757SSH, 1450757SSH	3010116
Top screen, 1406863SSH, 1425863SSH, 1450863SSH	3010116
Top screen, 1406969SSH, 1425969SSH, 1450969SSH	3010116

FOR THE FOLLOWING SPREADERS, UTILIZE THE REPLACEMENT PARTS LISTED BELOW:
1421057SSH, 1451057SSH, 1461057SSH, 1421163SSH, 1451163SSH, 1461163SSH, 1421369SSH, 1451369SSH, 1461369SSH, 1421257SSH, 1451257SSH, 1461257SSH, 1421363SSH, 1451363SSH, 1461363SSH, 1421469SSH, 1451469SSH, 1461469SSH

DESCRIPTION	PART NO.
Bearing (Take up)	3010603
Chain, pintle (Main)	3010653
Chain, pintle (Main) for 1421363SSH, 1451363SSH, 1461363SSH	3015134
Chain, repair link for pintle	1401102RL
Chute	3012519
Gearbox, 1421057SSH	3010991
Gearbox, 1421163SSH	3010991
Gearbox, 1421257SSH	3010991
Gearbox, 1421363SSH	3010991
Gearbox, 1421369SSH	3010991
Gearbox, 1421469SSH	3010991
Gearbox, 1451057SSH	3010847
Gearbox, 1451163SSH	3010847
Gearbox, 1451257SSH	3010847

Gearbox, 1451363SSH	3010847
Gearbox, 1451369SSH	3010847
Gearbox, 1451469SSH	3010847
Gearbox, 1461057SSH	3019690
Gearbox, 1461163SSH	3019690
Gearbox, 1461257SSH	3019690
Gearbox, 1461363SSH	3019690
Gearbox, 1461369SSH	3019690
Gearbox, 1461469SSH	3019690
Jack assembly	3010443
Motor, hydraulic	CM004P
Spinner (20" Diameter CCW)	9240020
Sprocket, Gearbox	3010845
Sprocket, Idler shaft	3010846
1421057SSH, 1451057SSH, 1461057SSH Top Screen	3015554
Top screen, 1421163SSH, 1451163SSH, 1461163SSH	3015554
Top screen, 1421257SSH, 1451257SSH, 1461257SSH	3015129
Top screen, 1421363SSH	3015129
Top screen, 1421369SSH	3015554
Top screen, 1451363SSH	3015129
Top screen, 1451369SSH	3015554
Top screen, 1461363SSH	3015129
Top screen, 1461369SSH	3015554
Top screen, 1421469SSH, 1451469SSH, 1461469SSH	3015129

FOR THE FOLLOWING SPREADERS, UTILIZE THE REPLACEMENT PARTS LISTED BELOW:
1471056SSH, 1471156SSH, 1471256SSH, 1471456SSH

DESCRIPTION	PART NO.
Auger	3030529
Auger motor	62100001
Auger bearing	4F32SCR
Chute, Upper	3017758
Chute, Lower	3018242
Cover, Shaft, Gearbox	3032401
Screen, lower	3017750
Seal kit	CMSK
Spinner, (18" diameter, CCW)	9240016
Spinner hub	924F0017A
Spinner motor	CM004P
Tie down kit	3010548
Top screen, 1471056SSH	(6) 3023854
Top screen, 1471156SSH	(6) 3017635
Top screen, 1471256SSH	(6) 3023850
Top screen, 1471456SSH	(8) 3017635

SPECIAL MOTORS, FLIGHTING, PAINT AVAILABLE CALL FOR QUOTE

HYDRAULIC UTS SPREADERS STANDARD 8" SIDE PLATES



92420SSA

304SS

- Hydraulic safety lockout system
- 18" polyurethane spinner with 7 gpm motor
- Standard, driver side, or center discharge
- 6" Auger w/ 3/8" flighting
- Optional speed sensing motors

Compares to: Henderson® TGS, Swenson® SAD

PART NO.	DESCRIPTION
92420A	Carbon Steel, direct drive, standard discharge
92420SSA	Stainless Steel, direct drive, standard discharge
92425SSA	Stainless Steel, direct drive, DS discharge
92428SSA	Stainless Steel, direct drive, center discharge
92430A	Carbon Steel, w/5:1 Gearbox, standard discharge
92430SSA	Stainless Steel, w/5:1 Gearbox, standard discharge

HYDRAULIC UTS SPREADERS EXTENDED 15" SIDE PLATES



92426SSA

304SS

- Hydraulic safety lockout system
- 18" polyurethane spinner with 7 gpm motor
- Standard or driver side discharge
- 6" Auger w/ 3/8" flighting
- Stainless steel construction
- Optional speed sensing motors
- Optional 3025495 1/4" end plates

Compares to: Henderson® TGS, Swenson® SAD

PART NO.	DESCRIPTION
92421SSA	Direct drive, Std. discharge
92422SSA	Direct drive, Std. discharge, hard faced auger
92426SSA	Direct drive, DS discharge
92427SSA	Direct drive, DS discharge, hard faced auger

ELECTRIC UTS SPREADERS STANDARD 8" SIDE PLATES



92440SSA

304SS

Part No. 3016934 - Controller used with 92440SSA, 92441SSA, & 9035000

- **LARGE .75 HP** auger motor and **.5 HP** spinner motor
- 14" poly spinner
- Standard or center discharge
- 6" Auger w/ 3/8" flighting
- Stainless steel construction

Compares to: SnowEx® SP2200, Truckcraft® LC160, Swenson® SEL

PART NO.	DESCRIPTION
92440SSA	Direct drive, Std discharge
92441SSA	Direct drive, center discharge

SPILL SHIELDS FOR 8" SIDE PLATE SPREADERS

PART NO.	DESCRIPTION
924F0106SSPR	Tailgate Spill Shields, Stainless Steel
924F0106PR	Tailgate Spill Shields, Black Powder Coat

HYDRAULIC UTS SPREADERS HEAVY-DUTY 9" AUGER



304SS

92450SSA shown with optional 92451SS berm chute

- Hydraulic safety lockout system
- 18" polyurethane spinner with 7 gpm motor
- Reversible driver or passenger side discharge
- Material can be discharged to either side. DS for spinner, PS for optional berm chute
- HD 9" diameter auger with 3/8" flighting
- Stainless steel construction
- Optional berm chute kit (92451SS)
- Optional speed sensing motors

PART NO.	DESCRIPTION
92450SSA	Direct drive, HD 9" dia. auger, 8" side plates
92452SSA	Direct drive, HD 9" dia. auger, 15" side plates
92451SS	Berm Chute Kit

For parts drawings and more information about all of our spreaders, visit BuyersProducts.com



REPLACEMENT PARTS FOR UTS SPREADERS



SALTDogg
SPREADERS

UTS SERIES - HYDRAULIC	
DESCRIPTION	PART NO.
Auger - Standard Discharge	924F0081
Auger - Driver Side Discharge	3017487
Auger - Center Discharge	3024512
Auger Motor - Direct Drive Models	CM074P
Auger Motor - 5:1 Gearbox Models	CM034P
Spinner Motor - Hydraulic Models	CM004P
Auger Replacement Kit - Standard	924F0081AK
Auger Replacement Kit - Driver Side	3026661
Bearing, Auger	9240086
Auger Adapter, Poly, Hydraulic Models	9240083
Motor Adapter, Auger, Direct Drive Models Only	924F0084
Spinner and Hardware Kit, Stainless Steel	3006717A
Spinner and Hardware Kit, Carbon Steel	9242001A
Hub for spinner	924F0017A
Seal Kit - Hydraulic Motors	CMSK
Spinner (18" Dia., CCW)	3001472A
Vibrator Kit	3008046
Tray Latch Handle, CW - Stainless Steel	3027109
Tray Latch Handle, CCW - Stainless Steel	3027110

UTS SERIES - ELECTRIC	
DESCRIPTION	PART NO.
Auger - Standard Discharge	924F0081
Auger - Center Discharge	3024512
Bearing, Auger	1410200
Gearbox, Auger	3013821
Motor, Auger	3014778
Motor, Spinner	3016309
Auger Adapter, Poly, Electric Models	3014858
Controller	3016934
Rocker Switch, Controller	3014462
Motor Cover, Spinner	3017174
Spinner (14" Dia., CCW)	3016394
Bottom Tray Cam Handle , CW - Stainless Steel	3027109
Bottom Tray Cam Handle , CCW - Stainless Steel	3027110
Vibrator Kit	3008046
Wire Harness	3016944
Repair Kit - Spinner Connection	3017238
Repair Kit - Auger Connection	3024738
Repair Kit - Truck Side Spinner/Auger Connector	3017233

REPLACEMENT TAILGATE SPREADER



- Replaces standard dump tailgates
- Ideal for dump bodies with low ground clearance
- 304 stainless steel
- Material spread up to 25'
- Center or driver side discharge models
- Electric or direct hydraulic drive models
- 6" diameter auger with 3/8" dual flighting
- Hinged, full-length trough for easy clean out
- 18" poly spinner
- 84" width

PART NO.	DESCRIPTION
9035100	Electric Drive, Center Discharge
9035101	Electric Drive, DS Discharge
9035102	Hydraulic Drive, Center Discharge
9035103	Hydraulic Drive, DS Discharge

REPLACEMENT TAILGATE SPREADER REPLACEMENT PARTS	
DESCRIPTION	PART NO.
Auger, Center Discharge	3032188
Auger, Driver Side Discharge	3032191
Bearing, Auger, Motor End Electric	1410200
Bearing, Auger	9240086
Gearbox, Auger	3013821
Motor, Auger, Electric	3014778
Motor, Auger, Hydraulic	CM074P
Motor, Spinner, Electric	3016309
Motor, Spinner, Hydraulic	CM004P
Auger Adapter, Poly, Electric	3014858
Auger Adapter, Poly, Hydraulic	9240083
Spinner, Electric, 14"	3016394
Spinner, Hydraulic, 18"	3001472A
Bottom Tray Cam Handle, SST, CW	3027109
Bottom Tray Cam Handle, SST, CCW	3027110
Controller, Electric	3016934
Rocker Switch, Controller	3014462



Spread Material: Bulk Salt, Bulk Sand, Salt/Sand Mix

Feed Mechanism: 30.25" Wide Conveyor with 1/2" Bars on Every Link OR 7" Dual Auger Drive

Power Source: Hydraulic

Features:

- 304 stainless steel construction.
- 9' – 15' lengths
- Removable conveyor cover plate
- Twin air cylinder tailgate latch
- LED DOT truck lights and rear strobes
- Fully boxed top rails
- Side board pockets
- Offset upper tailgate hardware
- All 7 gauge construction with 1/4" longills
- Tailgate is reinforced with both vertical and horizontal supports
- Chassis mounted spinner assembly is easily removable

Available Options:


- Cab shield: half or full length
- Ladder
- Top Screens (Standard with dual auger bodies)
- Electric Tarp
- Under chain floor pan
- Pre-wet (320 gallon Pre Wet system)
- Central hydraulics
- Inverted V



Mailhot® multi-stage, double-acting, nitrided cylinder, trunnion-mounted hoist



30.25" wide conveyor with 1/2" bars



Optional dual 7" auger drive



Dual air tailgate cylinders standard



"Hex flow" chute and 24" spinner with adjustable baffles for optimal spread pattern



Unique, roll-formed sides and cross memberless floor design

CUSTOM OPTIONS AVAILABLE CALL FOR QUOTE

SALTDogg
SPREADERS

NEW



shown with VXF95II
snow plow



Capacity: 3 - 4 Cubic Yards

Spread Material: Bulk Salt, Bulk Sand, Salt/Sand Mix

Feed Mechanism: 14-1/2" Wide Conveyor Chain with 1/4" Crossbars

Power Source: Available with Electric or Hydraulic Drive (Electric option eliminates need for central hydraulic system)

Features:

- 304 stainless steel construction
- 9' – 11' lengths
- Removable spinner assembly for easy switch between spreader and dump applications
- Mailhot® double-acting nitrated cylinder for powerful and reliable lifting and lowering
- LED DOT truck lights
- Under chain floor pan
- Conveyor cover plate
- Full length subframe
- Easy electrically actuated rear lower tailgate latch
- Fully boxed dirt shedding top rails
- Side board pockets

Available Options:

- Cab shield: 1/4 or half
- Top screens
- Electric tarp
- Pre-wet
- Central hydraulics
- 72" topsider truck box

WALK BEHIND SPREADERS



WB101G & WB201G

100 LB CAPACITY WALK BEHIND BROADCAST SPREADER FOR BAGGED MATERIALS

WB155BG & WB255BG

100 LB CAPACITY WALK BEHIND BROADCAST SPREADER FOR BAGGED & BULK MATERIALS



- Available with stainless steel or carbon steel frame
- WB155BG and WB255BG feature an adjustable flowgate designed for all salt types (bulk, bagged, and ice melt)
- Includes hopper screen and plastic rain cover
- Spread range up to 24'
- 3 adjustable poly deflectors with fixed rear deflector
- Large 13" pneumatic tires with solid axle
- Material flow controlled by a simple lever with solid control linkage
- Enclosed gearbox with commercial grade alloy gears and integrated grease fitting
- Fully-welded frame

Compares to:
SnowEx® SP-65 SP-85, SP85SS, Meyer® Hotshot 100HD, Western® WB100B

SPECIFICATIONS	WB101G	WB201G	WB155BG	WB255BG
IDEAL USE	Commercial/Residential	Commercial/Residential	Commercial/Residential	Commercial/Residential
FRAME CONSTRUCTION	Steel	Stainless Steel	Steel	Stainless Steel
CAPACITY	1.67 cu ft/100 lb	1.67 cu ft/100 lb	1.67 cu ft/100 lb	1.67 cu ft/100 lb
DIMENSIONS (H X W X D)	31.5" x 26.5" x 40"	31.5" x 26.5" x 40"	31.5" x 26.5" x 40"	31.5" x 26.5" x 40"
WEIGHT	43 lbs. (19.5 kg)	43 lbs. (19.5 kg)	42 lbs. (19.5 kg)	42 lbs. (19.5 kg)
SPINNER	9" (22.9 cm) poly	9" (22.9 cm) poly	9" (22.9 cm) poly	9" (22.9 cm) poly
SPREAD WIDTH	3-24 feet	3-24 feet	3-24 feet	3-24 feet
MATERIAL	Bagged	Bagged	Bulk & Bagged	Bulk & Bagged
CONTROL	Manual Lever	Manual Lever	Manual Lever	Manual Lever

COMMON REPLACEMENT PARTS

DESCRIPTION	PART NO.
Drive gear	3012680
Restrictor plate	3012702
Restrictor clamp	3009218
Restrictor plate screw	3009219

DESCRIPTION	PART NO.
Spinner	3012696
Spinner shaft support	3012695
Wheel	3014857

For parts drawings and more information about all of our spreaders, visit BuyersProducts.com

SALTDogg
SPREADERS

TB150BG TOW BEHIND SPREADER



TB150BG

Comes with tow-bar for small tractors, utility vehicles & ATVs

- Large single flow gate for bulk and bagged material
- Spread range up to 24'
- Fully-welded frame
- 1.5 cubic feet poly hopper, 100 lbs
- 13" pneumatic tires and solid axle
- Flow regulator with solid control linkage
- 3-flap adjustable poly deflector with fixed rear deflector
- Hopper screen and plastic rain cover
- Commercial grade alloy gears in enclosed gearbox
- Grease fitting on gearbox
- Includes hitch pin for attaching to tractor, mower, or ATV

PART NO.	FRAME MATERIAL	WT.
TB150BG	Steel	31 lbs.

WB400 DROP SPREADER



- Drop spread range 44"
- Stainless steel main frame, discharge, auger and shaft assembly
- 2.5 cubic feet poly hopper, 200 lbs max
- 13" pneumatic tires
- Flow regulator with solid control linkage
- Hopper screen, removable
- Plastic rain cover

Compares to: SnowEx® SD-95, Meyer® Hotshot 100, Western® WB-160D

PART NO.	WT.
WB400	67 lbs.

ATVS15A ATV SPREADER



- 15 gallon capacity
- Quick detachable mounting bracket
- Spread width up to 30'
- Adjustable shut-off gate
- 8-1/2' power cable w/ ON/OFF switch
- 12 VDC, 5 AMP
- Gravity feed
- Spreads dry free flowing materials

PART NO.	DESCRIPTION	WT.
ATVS15A	ATV Salt Spreader	39 lbs.

UTVS16 REPLACEMENT PARTS

DESCRIPTION	PART NO.
Lid	3009308
Motor	3000966
Spinner Disk	3013824

UTVS16 UTV SPREADER



- 15 gallon capacity
- 2" receiver mount
- Quick detachable mounting bracket
- Spread width up to 30'
- Adjustable shut-off gate
- 8-1/2' power cable w/ ON/OFF switch
- 12 VDC, 5 AMP
- Gravity feed
- Spreads dry free flowing materials

PART NO.	DESCRIPTION	WT.
UTVS16	UTV Salt Spreader	57.5 lbs.

UTVS16 REPLACEMENT PARTS

DESCRIPTION	PART NO.
Lid	3009308
Motor	3000966
Spinner Disk	3013824



HYDRAULIC SYSTEMS - POWERED BY 235 GPM HYDRAULIC PUMPS, WITH AN OIL REQUIREMENT OF 4-11 GPM


GAS SYSTEMS - POWERED BY HONDA® ENGINES: 5 HP FOR 185 GPM SYSTEMS/2.8 HP FOR 25 GPM SYSTEMS

HYDRAULIC / GAS SYSTEM FEATURES

- **UV Stabilized, High Density Polyethylene Tank** - 1,065 and 1,750 gallon tanks include internal baffling to help minimize "sloshing" for better vehicle control.
- **Included Powder-Coated Leg Frame Stand** - For easy loading and unloading from the truck and convenient off-season storage.
- **Stainless Steel or PVC Spray Bar** - One or three lane spray bar depending on desired lane coverage.
- **Clip-On Spray Nozzles with Adjustable Angle** - Nozzles adjust to apply proper surface coverage and remove for easy cleaning and maintenance.
- **Manifold-Type Fittings** - Built with glass-injected polypropylene to support leak-free connections and easy service.

MODEL	APPLICATION RATE CONTROL	TANK SIZE (GALLONS)	FLOW RATE	SPRAY BAR
GAS				
6191120	Manual	550	25 GPM	1 Lane PVC
6191121	Automatic			
6191610	Manual	1065	185 GPM	1 Lane Stainless
6191611*	Automatic			
6191615	Manual	1065	185 GPM	3 Lane Stainless
6191616*	Automatic			
6191630	Manual	1750	185 GPM	1 Lane Stainless
6191631*	Automatic			
6191635	Manual	1750	185 GPM	3 Lane Stainless
6191636*	Automatic			
HYDRAULIC				
6192710*	Manual	1065	235 GPM	1 Lane Stainless
6192711*	Automatic			
6192715*	Manual	1065	235 GPM	3 Lane Stainless
6192716*	Automatic			
6192730*	Manual	1750	235 GPM	1 Lane Stainless
6192731*	Automatic			
6192735*	Manual	1750	235 GPM	3 Lane Stainless
6192736*	Automatic			

*Automatic application rate controllers are sold separately. Starred systems do not come with any controller.



ELECTRIC SYSTEMS - POWERED BY A 12V, 18 AMP, 6 GPM ELECTRIC PUMP

ELECTRIC SYSTEM FEATURES

- **UV Stabilized, High Density Polyethylene Tank** - For reliable, corrosion resistant brine storage.
- **Hitch-Mounted Electric Pump and PVC Spray Bar** - Easily remove pump enclosure and spray bar when not in use.
- **Clip-On Spray Nozzles with Adjustable Angle** - Nozzles adjust to apply proper surface coverage and remove for easy cleaning and maintenance.
- **Electric Operation** - For quiet, easy-to-maintain operation ideal for most off-road applications.

MODEL	APPLICATION RATE CONTROL	TANK SIZE (GALLONS)	FLOW RATE	SPRAY BAR
ELECTRIC				
6190150	Manual	210	6 GPM	1 Lane PVC
6190160	Manual	325	6 GPM	1 Lane PVC
6190170	Manual	550	6 GPM	1 Lane PVC

30 GALLON TANK, V-BOX MOUNTED SYSTEMS

System Includes

- Tank(s) with:
 - Stainless steel mounting bracket and hardware
 - Tie down strap(s) (for mounting)
 - All needed hoses, fittings, valves, and clamps
 - Pre-plumbed/pre-wired pump enclosure with:
 - 12V, 3 GPM diaphragm pump*/ 4.5 GPM hydraulic pump**
 - Proportional valve**
 - Pressure switch (to activate low/high pressure buzzer)
 - Pre-Wet System Electric In-Cab Controller (WSE1*/WSE75**) with wiring harness
- *Electric only, **Hydraulic only*



WSE1 - Electric Controller



WSE75 - Hydraulic Controller

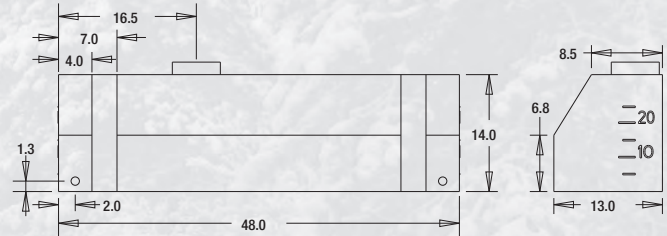
Can be used with: LS6: SHPE1000 Series, SHPE1500 Series; LS7/LS8/ LS8: 1400050, 1400100, 140050SS, 1400100SS, 1400300SS, 1400350SS, 1400455SS Series, 1400465SS Series, 1400505SS Series, 1400601SS, 1470475SS Series, 1470500SS Series, 1470505SS Series, 1470550SS Series, 1470560SS Series



LS6 (Mounted on SHPE1500)



LS7 (Mounted on 1400100SS)



PART NO.	DESCRIPTION	WT.
LS6	Electric 30 Gallon Tank System, (Poly Spreaders)	116.4
LS7	Electric 30 Gallon Tank System, (Steel / Stainless Spreaders)	85.2
LS8	Electric (2) 30 Gallon Tank System, (Steel / Stainless Spreaders)	197
LS8H	Hydraulic (2) 30 Gallon Tank System, (Steel / Stainless Spreaders)	239

PART NO.	DESCRIPTION	WT.
3036808	Tank Only, 48" x 13" x 15.5", (2) 3/4" NPT Ports	116.4



55 GALLON TANK, V-BOX MOUNTED SYSTEMS

System Includes

- Tank(s) with: Stainless steel mounting bracket and hardware and tie down strap(s) (for mounting)
- All needed hoses, fittings, valves, and clamps
- Pre-plumbed/pre-wired pump enclosure with: 12V, 3 GPM diaphragm pump and Pressure switch (to activate low/high pressure buzzer)
- Pre-Wet System Electric In-Cab Controller (WSE1/WSE75) with wiring harness



WSE1 - Electric Controller

Can be used with: 1400475SS Series, 1400500 Series, 1400550SS Series, 1400560SS Series

PART NO.	DESCRIPTION	WT.
LS1	Electric 55 Gallon Tank System	148
LS3	Electric (2) 55 Gallon Tank System	210
LS2	Electric System (No Tank Included)	23

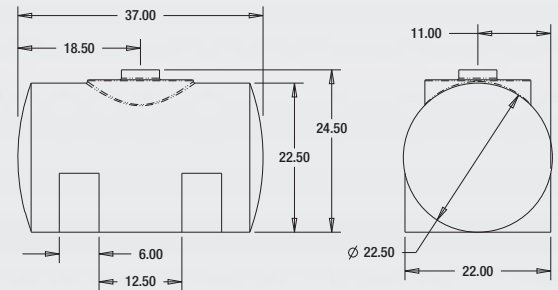
PART NO.	DESCRIPTION	WT.
WSE26	Tank Only, 37" x 22" x 23", 3/4" NPT Port	51



LS1 & LS3 (3.5-5.0 cy V-Box Mount 55 gal.)



used on LS1 & LS3



60 GALLON TANK, V-BOX MOUNTED SYSTEMS

System Includes

- Tank(s) with: Stainless steel mounting bracket and hardware and tie down strap(s) (for mounting)
- All needed hoses, fittings, valves, and clamps
- Pre-plumbed/pre-wired pump enclosure with: 12V, 3 GPM diaphragm pump and Pressure switch (to activate low/high pressure buzzer)
- Pre-Wet System Electric In-Cab Controller (WSE1) with wiring harness

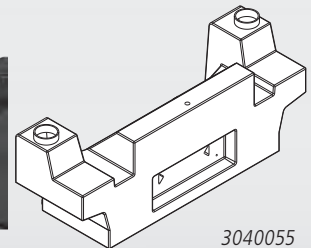


WSE1 - Electric Controller

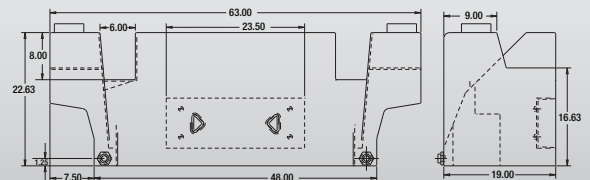
Can be used with: LS13: PRO Series, LS14: SHPE2000



Part No. LS13 & LS14 - 60 gal. pre-wet system for PRO Series and SHPE2000



3040055




PART NO.	DESCRIPTION	WT.
NEW LS13	Electric 55 Gallon Tank System for PRO Series	114
NEW LS14	Electric (2) 55 Gallon Tank System for SHPE2000	114
NEW 3040055	Tank only, 63" x 19" x 23"	46.5

105 GALLON TANK, V-BOX MOUNTED SYSTEMS

System Includes

- Tank(s) with:
 - Stainless steel mounting bracket and hardware
 - Tie down strap(s) (for mounting)
- All needed hoses, fittings, valves, and clamps
- Pre-plumbed/pre-wired pump enclosure with:
 - 12V, 3 GPM diaphragm pump*/ 4.5 GPM hydraulic pump**
 - Proportional valve**
 - Pressure switch (to activate low/high pressure buzzer)
- Pre-Wet System Electric In-Cab Controller (WSE1*/WSE75**) with:
 - Wiring harness

*Electric only, **Hydraulic only



LS4 & LS5 (6-20 cy V-Box Mount 105 gal.)



WSE1 - Electric Controller

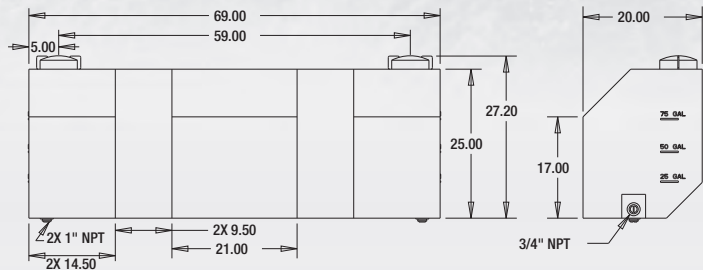


WSE75 - Hydraulic Controller

Can be used with: 1400475SS Series, 140500SS Series, 140550SS Series, 1406657SSH, 1406757SSH, 1406863SSH, 1406969SSH, 1421057SSH, 1421163SSH, 1421257SSH, 1421363SSH, 1421369SSH, 1421469SSH, 1425657SSH, 1425757SSH, 1425863SSH, 1425969SSH, 140657SSH, 1450757SSH, 1450757SSH, 1450863SSH, 1450696SSH, 1451057SSH, 1451163SSH, 1451257SSH, 1451363SSH, 1451369SSH, 1451469SSH, 1461057SSH, 1461163SSH, 1461257SSH, 1461363SSH, 1461369SSH, 1461469SSH, 1471056SSH, 1471156SSH, 1471256SSH, 1471456SSH



used on LS4 & LS5



PART NO.	DESCRIPTION	WT.
LS4	Electric 105 Gallon Tank System	214
LS4H	Hydraulic 105 Gallon Tank System	351
LS5	Electric (2) 105 Gallon Tank System	348
LS5H	Hydraulic (2) 105 Gallon Tank System	380

PART NO.	DESCRIPTION	WT.
3010816	Tank Only, 63" x 20" x 26.5", (2) 3/4" NPT Ports, (2) 1" NPT Ports	62

160 GALLON TANK, MDS-MOUNTED SYSTEM

System Includes

- Tank(s) with:
 - Mounting bracket and hardware
 - Stainless steel tank strap
- All needed hoses, fittings, valves, and clamps
- Pre-plumbed/pre-wired pump enclosure with:
 - 12V, 3 GPM diaphragm pump*/ 4.5 GPM hydraulic pump**
 - Proportional valve**
 - Pressure switch (to activate low/high pressure buzzer)
- Pre-Wet System Electric In-Cab Controller (WSE1/WSE75) with:
 - Wiring harness

*Electric only, **Hydraulic only



LS11 (MDS Mount two, 160 gal.)



WSE1 - Electric Controller



WSE75 - Hydraulic Controller

Can be used with: Municipal Dump Spreader (MDS)

PART NO.	DESCRIPTION	WT.
LS11	Electric (2) 160 Gallon Tank System	463
LS11H	Hydraulic (2) 160 Gallon Tank System	495

400 GALLON TANK, V-BOX MOUNTED SYSTEMS

System Includes

- 2 Tanks with:
 - Stainless steel mounting bracket and hardware
 - All needed hoses, fittings, valves, and clamps
 - Pre-plumbed/pre-wired pump enclosure with:
 - 12V, 3 GPM diaphragm pump*/ 4.5 GPM hydraulic pump**
 - Proportional valve**
 - Pressure switch (to activate low/high pressure buzzer)
- Pre-Wet System Electric In-Cab Controller (WSE1*/WSE75**) with:
 - Wiring harness

*Electric only, **Hydraulic only



WSE1 - Electric Controller

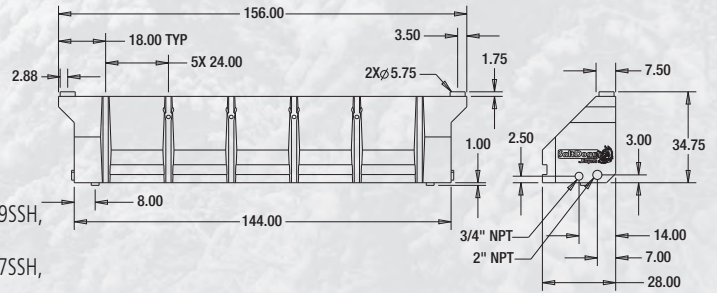


WSE75 - Hydraulic Controller

Can be used with: 1421057SSH, 1421163SSH, 1421257SSH, 1421363SSH, 1421369SSH, 1421469SSH, 1451057SSH, 1451163SSH, 1451257SSH, 1451363SSH, 1451369SSH, 1451469SSH, 1461057SSH, 1461163SSH, 1461257SSH, 1461363SSH, 1461369SSH, 1461469SSH, 1451057SSH, 1451163SSH, 1451257SSH, 1451363SSH, 1451369SSH, 1451469SSH, 1461057SSH, 1461163SSH, 1461257SSH, 1461363SSH, 1461369SSH, 1461469SSH



LS10 (12'+V-Box Mount two, 400 gal.)



used on LS10

PART NO.	DESCRIPTION	WT.
LS10	Electric (2) 400 Gallon Tank System	814
LS10H	Hydraulic (2) 400 Gallon Tank System	846

PART NO.	DESCRIPTION	WT.
3026538	Tank Only, 156" x 28" x 35", (4) 3/4" NPT Ports, (2) 2" NPT Ports	255.5

30 GALLON TANK, UNDERBODY MOUNTED SYSTEMS

System Includes

- Tanks with:
 - Powder coated steel mounting brackets and hardware
 - Tie down straps (for mounting)
- All needed hoses, fittings, valves, and clamps
- Pre-plumbed/pre-wired pump enclosure with:
 - 12V, 3 GPM diaphragm pump*/ 4.5 GPM hydraulic pump**
 - Proportional valve**
 - Pressure switch (to activate low/high pressure buzzer)
- Pre-Wet System Electric In-Cab Controller (WSE1*/WSE75**) with:
 - Wiring harness

*Electric only, **Hydraulic only



WSE1 - Electric Controller

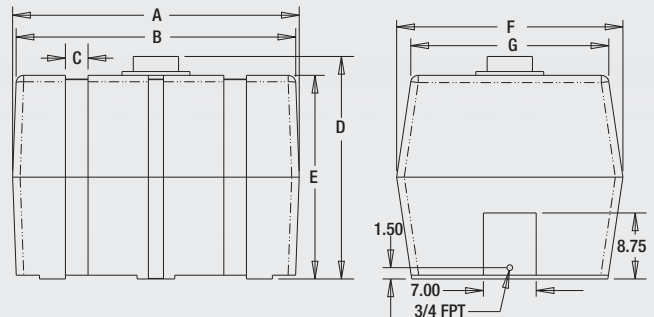


WSE75 - Hydraulic Controller

Can be used with: Universal mounting on truck frames



LS9 (Frame Mount 30 gal.)



PART NO.	A	B	C	D	E	F	G
82123909	23	24	2.5	22.5	20	19	18
82123919	38	37	2.5	22.5	20	19	18
82123929	38	37	3	29.5	27	30	26

PART NO.	DESCRIPTION	WT.
LS9	Electric 30 Gallon Tank System	80
LS9H	Hydraulic 30 Gallon Tank System	85

PART NO.	DESCRIPTION	WT.
82123909	Tank Only, 24" x 19" x 22", 3/4" FPT Port	18
82123919	Tank Only, 38" x 19" x 22", 3/4" FPT Port	25
82123929	Tank Only, 38" x 30" x 29", 3/4" FPT Port	40



used on LS9

82123909

82123919

82123929

105 GALLON TANK, TAILGATE MOUNT SYSTEMS FOR UNDER TAILGATE SPREADERS

System Includes

- Tanks with:
 - Stainless steel mounting bracket and hardware
 - Tie down straps (for mounting)
- All needed hoses, fittings, valves, and clamps
- Pre-plumbed/pre-wired pump enclosure with:
 - 12V, 3 GPM diaphragm pump*/ 4.5 GPM hydraulic pump**
 - Proportional valve**
 - Pressure switch (to activate low/high pressure buzzer)
- Pre-Wet System Electric In-Cab Controller (WSE1*/WSE75**) with:
 - Wiring harness

*Electric only, **Hydraulic only



WSE1 - Electric Controller

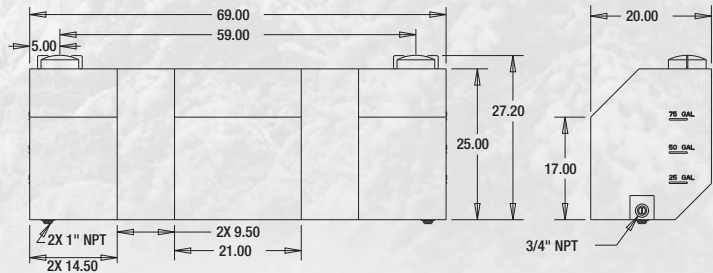


WSE75 - Hydraulic Controller

Can be used with: All Under Tailgate Spreaders. Dump Tailgate must be at least 24" tall.



LS4T (Dump tailgate mount 105 gal.)



PART NO.	DESCRIPTION	WT.
LS4T	Electric 105 Gallon Tank System	325
LS4TH	Hydraulic 105 Gallon Tank System	357

PART NO.	DESCRIPTION	WT.
3010816	Tank Only, 63" x 20" x 26.5", (2) 3/4" NPT Ports, (2) 1" NPT Ports	62



used on LS4 & LS5

120 GALLON TANK, BETWEEN CAB & BODY MOUNTED SYSTEM

System Includes

- Tanks with:
 - Stainless steel mounting bracket and hardware
 - Tie down straps (for mounting)
- All needed hoses, fittings, valves, and clamps
- Pre-plumbed/pre-wired pump enclosure with:
 - 12V, 3 GPM diaphragm pump*/ 4.5 GPM hydraulic pump**
 - Proportional valve**
 - Pressure switch (to activate low/high pressure buzzer)
- Pre-Wet System Electric In-Cab Controller (WSE1*/WSE75**) with:
 - Wiring harness

*Electric only, **Hydraulic only



WSE1 - Electric Controller

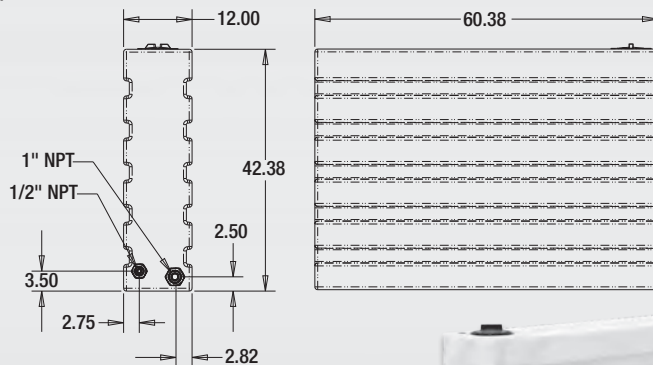


WSE75 - Hydraulic Controller

Can be used with: Universal mounting between cab and body



LS12 (Behind Cab Mount 120 gal.)



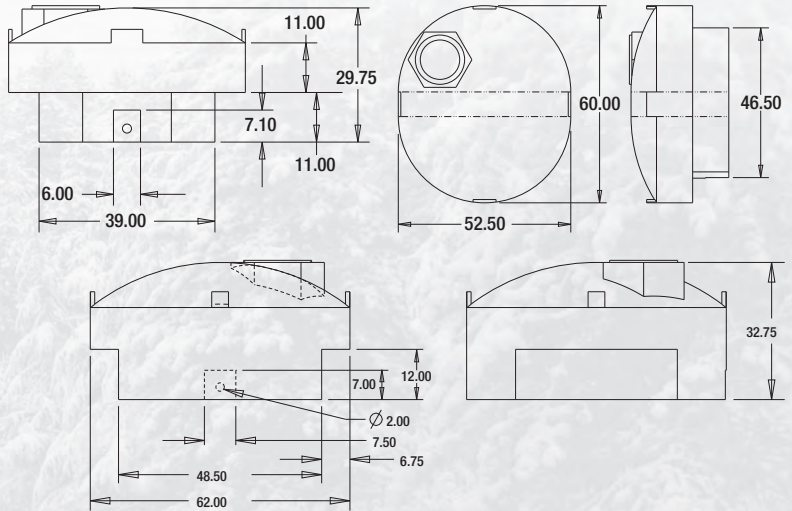
PART NO.	DESCRIPTION	WT.
LS12	Electric 120 Gallon Tank System	300
LS12H	Hydraulic 120 Gallon Tank System	330

PART NO.	DESCRIPTION	WT.
3030139	Tank Only, 60.38" x 12" x 42.38", 1/2" NPT Port, 1" NPT Port	206
3026538	Galvanized frame for 3030139	255

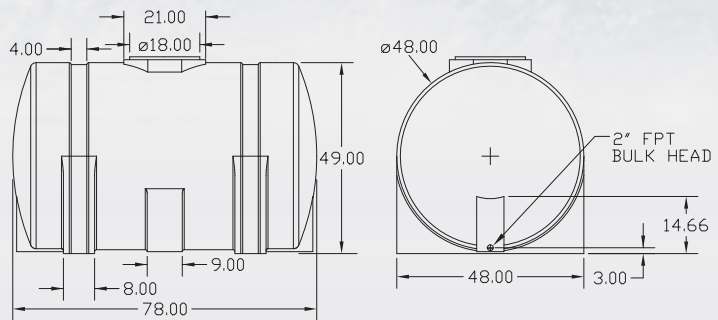
used on LS12 shown with optional 3033887 galvanized frame



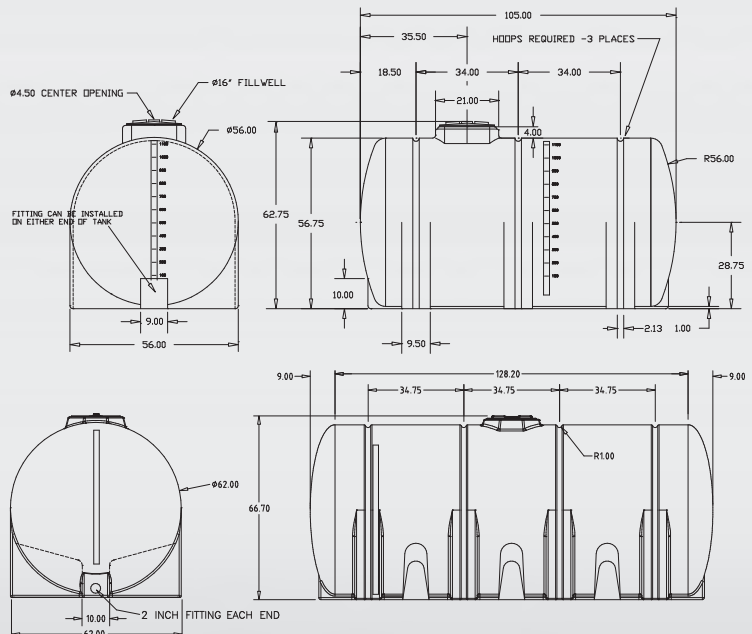
POLYETHYLENE TANKS



PART NO.	CAPACITY	DIMENSIONS (LxWxH)	PORTS	WT. (LBS.)
82124639	210 gal	60" x 52.5" x 29.75"	2" FPT Port	90
82124649	325 gal	63-5/16" x 52.5" x 32.75"	2" FPT Port	110



PART NO.	CAPACITY	DIMENSIONS (LxWxH)	PORTS	WT. (LBS.)
82124269	550 gal	78" x 48" x 49"	2" FPT Port	160



PART NO.	CAPACITY	DIMENSIONS (LxWxH)	PORTS	WT. (LBS.)
3027742	1,065 gal	105" x 56" x 62.75"	2" FPT Port	540
3035110	1,750 gal	146" x 62" x 67"	2" FPT Port	340

PUSH FRAME ASSEMBLY



PART NO.	DESCRIPTION	OEM PART NO.
1304770	Push Frame Assembly RT3V, 06+	TFR09708

CUTTING EDGES, HIGH CARBON STEEL



PART NO.	DESCRIPTION	OEM PART NO.
1304750	3/8" x 6" x 90"	STB03071
1304749	1/4" x 6" x 84", Sport-Duty	STB09544
1304751	1/2" x 6" x 90"	STB03002
1304752	1/2" x 6" x 96"	STB03003
1304753	1/2" x 6" x 102"	STB03072
1304754	1/2" x 6" x 108"	STB03242
1304755	1/2" x 6" x 120"	STB07537
1304757	1/2" x 8" x 96", Super-Duty XT	STB00317
1304758	1/2" x 8" x 102", Super-Duty XT	STB00318
1304759	1/2" x 8" x 108", Super-Duty XT	STB00319

See pgs. 117-118 for detailed dimensions.

CUTTING EDGES, HALF, V-PLOW



PART NO.	DESCRIPTION	OEM PART NO.
1304760	Half, 7'6" V-Plow, 1/2"x6"x43.88"	BAX00097
1304761	Half, 8'2" V-Plow, 1/2"x6"x47.88"	BAX00098
1304762	Half, 9'2" V-Plow, 1/2"x6"x53.88"	BAX00099
1304763	Half, 10' V-Plow, 5/8"x6"x59.125"	BAX07627

WING EXTENSION CUTTING EDGE



PART NO.	DESCRIPTION	OEM PART NO.
1304766	Wing Extension Cutting Edge, 2009+	BAX08057

DEFLECTOR KIT



PART NO.	DESCRIPTION	OEM PART NO.
1304779	Universal Deflector Kit	MSC01565

CUTTING EDGE NUTS & BOLTS



PART NO.	DESCRIPTION	OEM PART NO.
1301060	Set of 9 (1/2" x 2")	BAX00034
1301064	Set of 10 (5/8" x 2")	BAX00096

BULK - CUTTING EDGE NUTS & BOLTS

PRODUCTS SOLD IN PACKAGES OF 1200 PIECES, PRICED PER PIECE.

PART NO.	DESCRIPTION
FCB050013200	Zinc Carriage Bolt, 1/2"-13 x 2" Grade 5
FNE050013053	Nylon Lock Nut, 1/2"-13 Zinc

PRODUCTS SOLD IN PACKAGES OF 550 PIECES, PRICED PER PIECE.

PART NO.	DESCRIPTION
FCB063011250	Zinc Carriage Bolt, 5/8"-11 x 2 1/2" Grade 5
FNE063011069	Nylon Lock Nut, 5/8"-11 Zinc

HEAVY-DUTY PLOW SHOE ASSEMBLY



PART NO.	DESCRIPTION	OEM PART NO.
1304711	Plow Shoe Assy, Outer Shoe	MSC01501
1304712	Plow Shoe Assy, Center Shoe	MSC01570
1304713	Plow Shoe Assy, Trip Edge	TRP07880

REPLACEMENT PARTS FOR BOSS® SNOWPLOWS

TRIP SPRING



1304717

PART NO.	DESCRIPTION	OEM PART NO.
1304715	Trip Spring, 14-1/2"	MSC01509
1304716	Trip Spring, 17-7/8"	MSC07705
1304717	Trip Spring, UTV, POWER-V, XT	MSC13071

EYE BOLT KITS



1304776



1304777

PART NO.	DESCRIPTION	OEM PART NO.
1304776	Eye Bolt Kit, 5/8 x 4-1/4"	MSC05056
1304777	Eye Bolt Kit, 1/2 x 5-1/2"	HDW01744

HYDRAULIC HOSES

- Neoprene cover
- Nitrile inner tube
- Steel braid reinforced
- Trivalent plated carbon steel ends



PART NO.	DESCRIPTION	OEM PART NO.
1304722	1/4" x 12"	HYD01696
1304724	1/4" x 15"	HYD07020
1304721	1/4" x 15.5"	HYD01695
1304729	1/4" x 18"	HYD09922
1304730	1/4" x 30"	HYD12825
1304728	3/8" x 34"	HYD01810
1304726	3/8" x 40"	HYD07575
1304725	3/8" x 42"	HYD07042
1304727	3/8" x 44"	HYD07714
1304723	3/8" x 48"	HYD01707

CYLINDERS



PART NO.	DESCRIPTION	OEM PART NO.
1304700	Power Angling Cylinder 1-1/2" x 10"	HYD01603
1304701	Power Lift Cylinder 1-1/8" x 10"	HYD07013
1304704	Power Angling Cylinder 1-1/2" x 10"	HYD08830

Cylinder pictured is for reference only actual cylinder style may vary.
*See pg. 119 for detailed dimensions

SWIVEL ELBOWS & BREATHER



1304737



1304738



1304739

PART NO.	DESCRIPTION	OEM PART NO.
1304737	90° Swivel Elbow, 3/8" MOR x 3/8" FPS	HYD01620
1304738	90° Swivel Elbow, 3/8" MP x 3/8" FPS	HYD07018
1304739	Breather, 1/4" MP	HYD07078

PIN KITS



1304780



1304785



1304782



1304786

PART NO.	DESCRIPTION	OEM PART NO.
1304780	Pin Kit, Kickstand Spring	MSC03807
1304781	Pin Kit, Coupler Spring	MSC04675
1304782	Pin Kit, Coupler Spring, 10Ft Plow	MSC07699
1304783	Pin Kit, Threaded Pin, Horizontal Hinge, 10Ft V	MSC09664
1304784	Pin Kit, Pivot	MSC04251
1304785	Pin Kit, Threaded Pin, Horizontal Hinge	MSC09649
1304786	Pin Kit, Clevis, Lift Cylinder	MSC05674

PIN KITS



1304787

NEW



1304788



1304789

PART NO.	DESCRIPTION	OEM PART NO.
NEW 1304787*	Pin Kit, Coupler Spring Release Lever, LH/RH	MSC0676
NEW 1304788*	Pin Kit, Coupler Spring Release Lever, RH	MSC0793
NEW 1304789*	Pin Kit, Coupler Spring Release Lever, LH	MSC0794

*Not available until Q4 2019



RETAIL PACKAGED FOR CONVENIENT RETAIL DISPLAY

SOLENOID



PART NO.	DESCRIPTION	OEM PART NO.
1304719	Solenoid w/ Hardware	HYD01633

SWITCHES



PART NO.	DESCRIPTION	OEM PART NO.
NEW 1304790	Toggle Switch Kit, SMARTHITCH2	MSC04744

POWER/GROUND CABLE



1304740



1304741

PART NO.	DESCRIPTION	OEM PART NO.
1304740	90" Power/Ground Cable (Vehicle Side)	HYD01684
1304741	36" Power/Ground Cable (Plow Side)	HYD01690

PLOW KICKSTAND



PART NO.	DESCRIPTION	OEM PART NO.
1304710	Plow Kickstand	STB03220

HARNESS REPAIR KIT



1304744



1304745

PART NO.	DESCRIPTION	OEM PART NO.
1304744	Harness Repair Kit, Connector w/Pigtail, 13-pin, Plow Side (male)	MSC04754
1304745	Harness Repair Kit, Connector w/Pigtail, 13-pin, Vehicle Side (female)	MSC04753

HIGH & LOW BEAM BULB



1304797

PART NO.	DESCRIPTION	OEM PART NO.
1304797	Bulb, H9, High Beam, 2008+	MSC11107
1304796	Low Beam Replacement Bulb	MSC1106

STRAIGHT BLADE PLOWS CONTROLLER

- Integral diagnostics for easy field troubleshooting
- Easy-grip hand held design
- Large buttons for ease of use
- "Smart" output channels prevent failure in case of overload or short circuit



PART NO.	DESCRIPTION	OEM PART NO.
1306903	Hand Controller for Straight Blade Plows, Red Faceplate	STB09602
1306930	Harness Adapter	-

LOW PROFILE HEATED LED PLOW LIGHTS

- Heated, tempered glass lens
- Die cast aluminum housing
- 5200-5700K color temperature
- FMVSS108 compliant
- 6-pin Deutsch connector
- Dual post mount
- 12-24 VDC
- 45W, high beam
- 25W, low beam
- 12W, turn signal
- 6W, DRL (daytime running light)



PART NO.	DESCRIPTION
1312100	Low Profile LED Plow Light

Available Q3 of 2019

REPLACEMENT PARTS FOR CURTIS™ SNOWPLOWS

CUTTING EDGES, HIGH CARBON STEEL



PART NO.	DESCRIPTION	OEM PART NO.
1304800	3/8" x 6" x 90"	1TBP49A
1304801	3/8" x 6" x 96"	1TBP49B
1304804	1/2" x 6" x 90"	-
1304805	1/2" x 6" x 96"	-
1304802	1/2" x 6" x 102"	1TBP49J
1304803	1/2" x 6" x 108"	1TBP49C

See pgs. 117-118 for detailed dimensions.

MOTOR

- Either post can be grounded



PART NO.	DESCRIPTION	OEM PART NO.
1304812	12VDC Motor, CW	1TBM8

TORSION SPRINGS



PART NO.	DESCRIPTION	OEM PART NO.
1304847	Torsion Spring, DS (LH)	1TBP33A-1
1304848	Torsion Spring, PS (RH)	1TBP33A-2

RED BLADE GUIDES



PART NO.	DESCRIPTION	OEM PART NO.
1308200	Blade Guide Assembly	MSC01870

ORANGE BLADE GUIDES



PART NO.	DESCRIPTION	OEM PART NO.
1304818	Blade Marker	1TBP37

SOLENOID

- Intermittent duty
- 100 Amp



PART NO.	DESCRIPTION	OEM PART NO.
1304819	12V Solenoid	1TBP61A

HOSES



PART NO.	DESCRIPTION	OEM PART NO.
1304830	Jack, 26 1/2"	1TBP98A
1304831	Lift, 37 1/2"	1TBP98B
1304832	Right Angle, 19"	1TBP98C
1304833	Left Angle, 28"	1TBP98D



A-FRAME

- Works with Minute Mount HD



PART NO.	DESCRIPTION	OEM PART NO.
1316305	A-Frame	8627

CUTTING EDGES, HIGH CARBON STEEL



PART NO.	DESCRIPTION	OEM PART NO.
1301300	3/8" x 6" x 90"	5532
1301302	1/2" x 6" x 90", X-Plow	28575
1301303	1/2" x 6" x 90"	50678
1301305	1/2" x 6" x 96"	5533
1301307	1/2" x 6" x 96", X-Plow	27580/27426
1301308	1/2" x 6" x 102"	26460
1301309	1/2" x 6" x 102", X-Plow	27585/28391
1301310	1/2" x 6" x 108"	5534
1301312	1/2" x 6" x 108", X-Plow	27590/27427
1301315	1/2" x 6" x 120"	3507
1301301	5/8" x 6" x 90"	—
1301306	5/8" x 6" x 96"	—
1317005	5/8" x 8" x 96"	—
1301311	5/8" x 6" x 108"	—
1301281	5/8" x 6" x 120"	—

See pgs. 117-118 for detailed dimensions.

STEEL CUTTING EDGES, HALF, V-PLOW



PART NO.	DESCRIPTION	OEM PART NO.
1311202	Half, 7-1/2' XV, 1/2" x 6" x 34.81"	44996
1311203	Half, 8-1/2' XV, 1/2" x 6" x 40.81"	44997
1311204	Half, 9-1/2' XV, 1/2" x 6" x 46.81"	44898

CUTTING EDGES, RUBBER



PART NO.	DESCRIPTION	NUMBER OF SLOTS
1312220	1-1/2" x 10" x 90"	8
1312225	1-1/2" x 10" x 96"	8
1312226	1-1/2" x 10" x 96"	10
1312230	1-1/2" x 10" x 108"	11


All rubber cutting edges, call for pricing.

CUTTING EDGE WING, URETHANE



PART NO.	DESCRIPTION	OEM PART NO.
1304466	Urethane Cutting Edge, Wide-out Plow	50645

V-PLOW CENTER EDGES, STEEL + RUBBER



PART NO.	DESCRIPTION	OEM PART NO.
1304410 kit	14 1/2"	1311208
1312202	Rubber Cutting Edge, EZ-V	63508
1304402	Flap Mounting Plate DS, EZ-V	63510
1304403	Flap Mounting Plate PS, EZ-V	63509
1304410	Center Flap Kit w/ hdw, EZ-V (Includes 1312202, 1304402, 1304403)	26858
1311206	Cutting Edge, Center, PS, Steel, XV, MVPP	44890
1311207	Cutting Edge, Center, DS, Steel, XV, MVPP	44891
1311208	Cutting Edge Kit, Centers, Steel, XV, MVPP	44894

BACK DRAGS



PART NO.	DESCRIPTION	OEM PART NO.
1311215	Back Drag, XV, 7-1/2'	44281-2
1311216	Back Drag, XV, 8-1/2'	44282-2
1311217	Back Drag, XV, 9-1/2'	44283-2

CUTTING EDGE NUTS & BOLTS



PART NO.	DESCRIPTION	OEM PART NO.
1301350	Carriage Bolt, 1/2" x 2" Grade 5 w/Locknut (9 pcs.)	5551
1301355	Carriage Bolt, 5/8" x 2-1/2" Grade 5 w/Locknut (12 pcs.)	5572

BULK - CUTTING EDGE NUTS & BOLTS

PRODUCTS SOLD IN PACKAGES OF 1200 PIECES, PRICED PER PIECE.

PART NO.	DESCRIPTION
FCB050013200	Zinc Carriage Bolt, 1/2"-13 x 2" Grade 5
FNE050013053	Nylon Lock Nut, 1/2"-13 Zinc


PRODUCTS SOLD IN PACKAGES OF 550 PIECES, PRICED PER PIECE.

PART NO.	DESCRIPTION
FCB063011250	Zinc Carriage Bolt, 5/8"-11 x 2 1/2" Grade 5
FNE063011069	Nylon Lock Nut, 5/8"-11 Zinc

FISHER PLOW PARTS

REPLACEMENT PARTS FOR FISHER® SNOWPLOWS

FLEXIBLE BLADE GUIDES



1308300

PART NO.	DESCRIPTION	OEM PART NO.
1308300	Flexible Blade Guides (1 pair) w/Hardware	7906K
PART NO.	DESCRIPTION	
1308103	Blade Guide Kit, 24" Stud Base, 3/8-16 Thread	

SHOE PARTS



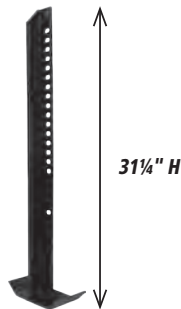
PART NO.	DESCRIPTION	OEM PART NO.
1303300	6" Anti-Wear Shoe Assy.	A5516/26523
1303305	7" Anti-Wear Shoe Assy.	A5517
1303310	Shoe Tube Holder	6821
1303315	Shoe Spacer	307-1
1303320	Shoe Pin	308K

TRIP SPRINGS



PART NO.	DESCRIPTION	OEM PART NO.
1302305	Trip Spring Assembly	A3770
1302308	Trip Spring Bolt	91003
1302309	Trip Spring Nut	90353
1302310	Trip Spring	27406/305
1302315	Spring Bar (replaces B403)	6631

PLOW JACK LEG



PART NO.	DESCRIPTION	OEM PART NO.
1315205	Plow Jack Leg	27462

MOTOR SOLENOIDS

- Continuous duty



1306400



*1306401

PART NO.	DESCRIPTION	OEM PART NO.
1306400	Motor Solenoid, 100 AMP	5794
1306401*	Motor Solenoid, 150 AMP	5794K-1

*1306401 works on all models.

POWER ANGLING & LIFT CYLINDERS



PART NO.	DESCRIPTION	OEM PART NO.
1304300	1-1/2" x 12", Angle	20117K
1304305	1-1/2" x 10", Lift	20116K
1304310	2" x 16", Angle	A5166K
1304217	2" x 10", Double Acting, Angle (V-Plow)	56709F
1304311	1-1/2" x 6", Single Acting, Lift	56718
1304312	1-1/2" x 12", Single Acting, Angle w/Polypak	56603K

Cylinder pictured is for reference only actual cylinder style may vary.
See pg. 119 for detailed dimensions

SEAL KITS & PACKING NUTS




PART NO.	DESCRIPTION	OEM PART NO.
1305300	Packing Set, 1-1/2"	339K
1305305	Packing Set, 2"	3623
PART NO.	DESCRIPTION	OEM PART NO.
1305310	Packing Nut, 1-1/2"	5763
PART NO.	DESCRIPTION	OEM PART NO.
1305315	Packing Nut, 2"	6998
1305316	Seal Kit, Cylinder, 1-1/2"	56556

CLEVIS PIN WITH COTTER



PART NO.	DESCRIPTION	OEM PART NO.
1302300	Clevis Pin w/Cotter, 3/4" x 2-3/16"	5523K

STEP PIN KIT



PART NO.	DESCRIPTION	OEM PART NO.
1302319	Step Pin Kit	27177K

CLEVIS PIN & CYLINDER PIN



PART NO.	DESCRIPTION	OEM PART NO.
1302320	Clevis Pin, 1" x 3-1/4" (replaces B314)	6814
1302325	Anchor Pin w/Cotter, 1" x 4"	7903K
1302327	Cylinder Pin, 1" x 4-3/4"	22260
1302328	Clevis Pin Kit, 3/8" x 3-1/4" (Includes Pin, Washer, Cotter)	26219

PIVOT PINS




PART NO.	DESCRIPTION	OEM PART NO.
1302322	Pivot Pin, 1" x 16"	26060
1302323	Pivot Pin, V-Plow, 13/16" x 29-9/16"	20988

PINS



PART NO.	DESCRIPTION	OEM PART NO.
1302370	Pin, 1-1/4" x 5-1/2"	5142
1302375	Pin, 1-1/4" x 4-7/8"	5150

CONNECTING PIN ASSEMBLY



PART NO.	DESCRIPTION	OEM PART NO.
1302330	Connecting Pin Assembly	6920K
1302335	Connecting Pin	6815
1302340	Spring for Connecting Pin	821
1302347	Zinc Cotter Pin, 1/4" x 2" (10 pcs.)	90601
1302345	"E" Retaining Ring, 1" (10 pcs.)	330
1302350	Pivot Pin w/Cotter	7905K

HYDRAULIC HOSES



PART NO.	DESCRIPTION	OEM PART NO.
1304627	1/4" x 42" w/FJIC ends	56591
1304231	1/4" x 8" w/FJIC ends	56832
1304233	1/4" x 22" w/FJIC ends	56598/ 56830
1304237	3/8" x 45" w/FJIC ends	44316
1304340	1/4" x 36" w/MP ends	4424
1304347	1/4" x 36" w/FJIC ends	56599
1304348	1/4" x 32" w/FJIC ends	56710

PART NO.	DESCRIPTION	OEM PART NO.
1304301	1/4" x 36" w/MP ends (bulk-100/bx)	4424
1304307	1/4" x 42" w/NPT MP ends (bulk-100/bx)	375

REPLACEMENT PARTS FOR FISHER® SNOWPLOWS

BRASS STREET ELBOW



PART NO.	DESCRIPTION	OEM PART NO.
1304345	Brass Street Elbow 1/4" NPTF x 90°	2780K

BRASS BAR STREET ELBOW



PART NO.	DESCRIPTION	OEM PART NO.
1304350	Brass Bar Street Elbow, 1/4"	765
1304239	Elbow Kit, Long 90° - 6M O-Ring	44361

SWIVEL ADAPTER



PART NO.	DESCRIPTION	OEM PART NO.
1304315	90° Ad Union (Male) 1/4" NPTF/NPSM	319K

HEX NIPPLE & SNAP RING



PART NO.	DESCRIPTION	OEM PART NO.
1304320	Hex Nipple, 1/4"	5804
1302355	Snap Ring, 7/8" (10 pcs.)	4485

QUICK COUPLER



PART NO.	DESCRIPTION	OEM PART NO.
1304325	1/4" Quick Disconnect	A1587
PART NO.	DESCRIPTION	OEM PART NO.
1304026	1/4" Quick Coupler, bulk-100/bx	A1587

DUST PLUG



PART NO.	DESCRIPTION	OEM PART NO.
1304330	Dust Plug, Male	1588

SWIVEL ADAPTER



PART NO.	DESCRIPTION	OEM PART NO.
1304335	Swivel Adapter, 90°	2315

HYDRAULIC ADAPTER



PART NO.	DESCRIPTION	OEM PART NO.
1306465	Adapter, 1/4" NPT to 9/16" O-Ring	3058
1306466	Elbow, 90° Str. Thrd., 9/16" O-Ring	56725
1306467	9/16" O-Ring to 1/4" NPTF 90° Elbow	20316K
1306468	9/16" O-Ring to 1/4" NPTF/NPSM 90° Elbow	56723
1306469	9/16" O-Ring to 1/4" NPTF/NPSM 45½° Elbow	56724K
1306471	45° Elbow, 9/16" O-Ring to JIC 45° Elbow	56726



STRAIGHT BLADE PLOWS CONTROLLER

- Integral diagnostics for easy field troubleshooting
- Easy-grip hand held design
- Large buttons for ease of use
- "Smart" output channels prevent failure in case of overload or short circuit.



PART NO.	DESCRIPTION	OEM PART NO.
1306902	Hand Controller for Straight Blade Plows, Red Faceplate	9400

U-BOLT ASSEMBLY PACKET



PART NO.	DESCRIPTION	OEM PART NO.
1302360	Clevis, U-Bolt w/ Nuts	A6148K

CONTROL ASSEMBLY



PART NO.	DESCRIPTION	OEM PART NO.
1314000	Control Assy. Kit, includes cables	A5795
1314001	Control Assy., Shifter only	—
1314002	Knob & Lever Assy.	5842
1314003	Lockspool	—
1314005	Contact Strip, Copper Band	6064
1314007	Bottom Cover	A5841

JOYSTICK CABLES

- 105" Housing length
- 1" Travel




PART NO.	DESCRIPTION	OEM PART NO.
1306405	Joystick Cable	A5843
1306410	Joystick Cable, Adjustable	A5844

SLC CABLES



PART NO.	DESCRIPTION	OEM PART NO.
1313100	SLC Cable, 40"	A4488
1313105	SLC Cable, 90"	A4490
1313110	SLC Cable, 30"	A4949

4½" MOTOR



PART NO.	DESCRIPTION	OEM PART NO.
1306326	Motor, 4½", Tang Shaft	21500
1306415	Motor, 4½"	A5819
1306375	Motor Gasket	5822

CAP & DIPSTICK



PART NO.	DESCRIPTION	OEM PART NO.
1306430	Replacement Cap & Dipstick	4461


O-RING & BASE LUG



PART NO.	DESCRIPTION	OEM PART NO.
1306470	O-Ring for Base Lug	5823
1306475	Base Lug, 1" Hole w/ O-Ring	5824

REPLACEMENT PARTS FOR FISHER® SNOWPLOWS

PUMP UNIT



PART NO.	DESCRIPTION	OEM PART NO.
1306478	Pump Kit - includes Pump, Gasket, Filter, O-Ring	419211
1306375	Gasket	25861/5822
1306490	Filter	7053K
1306492	O-Ring	25620/5821

SEALS



1306435



1306436

PART NO.	DESCRIPTION	OEM PART NO.
1306435	Seal, Motor-to-Pump (SEHP), 7/8" OD	6578
1306436	Shaft Seal for 21501K Pump (Insta-Act), 3/4" OD	66515

CARTRIDGES



1306345



1306350



1306351



1306355



1306356

PART NO.	DESCRIPTION	OEM PART NO.
1306345	Cartridge 20 w/Nut 2-way	7634K-2
1306350	Cartridge 30 w/Nut 3-way	7636K-1
1306351	Cartridge 31 w/Nut 3-way	66608K-1
1306355	Cartridge 40 w/Nut 4-way	7637K-1
1306356	Cartridge 43 w/Nut 4-way	66783K

COIL W/SPADE TERMINALS



PART NO.	DESCRIPTION	OEM PART NO.
1306360	Coil w/ Spade Terminals	7639

IN-LINE FILTER KIT




PART NO.	DESCRIPTION	OEM PART NO.
1306427	In-Line Filter Kit	8764

A-FRAME DISCONNECT ROD



PART NO.	DESCRIPTION	OEM PART NO.
1302365	Rod, Disconnect A-Frame	3

BOLT ASSEMBLY



PART NO.	DESCRIPTION	OEM PART NO.
1306460	Bolt Assembly	A1122

BATTERY CONNECTOR



PART NO.	DESCRIPTION	OEM PART NO.
1306095	Side Post Battery Adapter	22381K



POWER CABLES



PART NO.	DESCRIPTION	OEM PART NO.
1306445	Battery Cable, 60" Red	5797
1306450	Ground Cable, 60" Black	5798
1306455	Battery Cable, 22" Red	5799

PLOW & VEHICLE HARNESS REPAIR KITS

• Replacement for Minute Man original style 2 plug



PART NO.	DESCRIPTION	OEM PART NO.
1315310	Male, 9-Pin Plow Harness Repair Kit	22335K
1315315	Female, 9-Pin Vehicle Harness Repair Kit	22336K

#40 CHAINS



PART NO.	DESCRIPTION	OEM PART NO.
1304435	#40 Roller Chain w/Master Link (Gas Striker/Steel Caster)	96518
1304436	#40 Chain Master Link (Gas Striker/Steel Caster)	95894
1304437	#40 Chain Half Link	-

LOW-TEMPERATURE BLUE HYDRAULIC FLUID

• Rated at -50°



PART NO.	DESCRIPTION
1307005	1 Quart Bottle
1307006	1/2 Case (6 Quarts)
1307010	1 Case (12 Quarts)
1307014	1 Case (4 Individual Gal.)
1307015	5-Gallon Pail w/Spout
1307020	55-Gallon Drum

UNDER-THE-SEAT EMERGENCY REPAIR KIT

Contains the most frequently used on-the-job repair parts. Avoid long waits and afterhour downtime. Kit is packaged in a sturdy polyethylene box designed for under-the-seat storage.



PART NO.	DESCRIPTION
1302397	Emergency Kit for Fisher®

REPAIR KIT CONTAINS:

QTY.	PART NO.	DESCRIPTION	OEM PART NO.
1	1304627	Hose, 1/4" x 42" w JIC ends	56591
1	1304238	Elbow kit, 90 degree-6M O-Ring/MJIC	56725
1	1306401	Motor Relay (Solenoid)	5794K
5	1303315	Shoe Spacer	7908K
1	1302308	Shoulder Bolt, Trip Spring, 7/16"-14	91003
1	1302309	Hex Nut, Trip Spring, 7/16"-14	90353
1	1302300	Pin, Base Angle, 3/4" x 2-3/16" w Cotter	5523K
1	1302360	Clevis U-Bolt Kit	A6148K
1	-	Shoe Pin Bracket	308K
1	-	Clevis Pin	26219
1	-	Clevis Pin, 1" x 4-3/4"	22260
2	-	Cotter Pin, 1/4" x 2"	90013
1	-	Spring Pin, Slotted	26463
1	BRC	Poly Box, 2-1/2" x 8" x 18"	-

REPLACEMENT PARTS FOR MEYER®/DIAMOND® SNOWPLOWS

A-FRAMES & SECTORS



PART NO.	DESCRIPTION	OEM PART NO.
1316105	Old-Style A-Frame for 7-1/2' Plow	13612
1316110	Old-Style Sector for 7-1/2' Plow	12326
1316115	Old-Style A-Frame for 8' Plow	13608
1316120	Old-Style Sector for 8' Plow	12793

LIFT ARM



PART NO.	DESCRIPTION	OEM PART NO.	LIST
1304000	Plow Lift Arm	10514	54.24

CUTTING EDGES, HIGH CARBON STEEL



PART NO.	DESCRIPTION	OEM PART NO.
1301010	3/8" x 6" x 72"	09130
1301005	3/8" x 6" x 78", 6-Hole	09100
1301015	3/8" x 6" x 78"	09131
1301020	3/8" x 6" x 84"	09132
1301025	3/8" x 6" x 90"	09796
1301100	1/2" x 6" x 18"	811000233*
1301105	1/2" x 6" x 45"	801100019*
1301110	1/2" x 6" x 51"	801100020*
1301016	1/2" x 6" x 78"	—
1301021	1/2" x 6" x 84"	—
1301030	1/2" x 6" x 90"	09796HD
1301035	1/2" x 6" x 96"	09133
1301040	1/2" x 6" x 102"	09134
1301045	1/2" x 6" x 108"	07259
1301050	1/2" x 6" x 120"	07235
1301281	5/8" x 6" x 120"	—

See pgs. 117-118 for detailed dimensions.

*Replacement for Diamond® Only

CUTTING EDGES, RUBBER



PART NO.	DESCRIPTION	OEM PART NO.
1312005	1" x 6" x 78"	08186
1312010	1-1/2" x 8" x 78"	08187
1312015	1-1/2" x 8" x 84"	08188
1312020	1-1/2" x 8" x 90"	08189
1312025	1-1/2" x 8" x 96"	08190
1312030	1-1/2" x 8" x 102"	08191
1312035	1-1/2" x 10" x 108"	08192
1312040	1-1/2" x 10" x 120"	08193

All rubber cutting edges, call for pricing.

CUTTING EDGE NUTS & BOLTS



PART NO.	DESCRIPTION	OEM PART NO.
1301055	Set of 6 (1/2" x 2")	08486
1301060	Set of 9 (1/2" x 2")	08184
1301062	Set of 10 (1/2" x 3 1/2")	—
1301065	Set of 12 (5/8" x 2 1/2")	08318

BULK CUTTING EDGE NUTS & BOLTS

PRODUCT SOLD IN PACKAGES OF 1,200 PIECES, PRICED PER PIECE

PART NO.	DESCRIPTION
FCB050013200	Zinc Carriage Bolt, 1/2"-13 x 2" Grade 5
FNE050013053	Nylon Lock Nut, 1/2"-13 Zinc

PRODUCT SOLD IN PACKAGES OF 550 PIECES, PRICED PER PIECE

PART NO.	DESCRIPTION
FCB063011250	Zinc Carriage Bolt, 5/8"-11 x 2-1/2" Grade 5
FNE063011069	Nylon Lock Nut, 5/8"-11 Zinc



EYEBOLT W/NUTS



PART NO.	DESCRIPTION	OEM PART NO.
1302005	Eyebolt w/Nuts	09124

TRIP SPRINGS



PART NO.	DESCRIPTION	OEM PART NO.
1302010	Trip Spring	07017
1302015	Trip Spring, Compact	12978

TORSION SPRINGS

- Overall Length - 4.75"
- Overall Dia. - 2.625"



PART NO.	DESCRIPTION	OEM PART NO.
1302115	Torsion Spring, Right-hand	811000163*
1302120	Torsion Spring, Left-hand	811000162*
1302160	Double-Torsion Spring	8110005*

*Replacement for Diamond® Only

KING BOLT ASSEMBLIES



PART NO.	DESCRIPTION	OEM PART NO.
1302020	King Bolt Assembly, 5/8"-11	09122
1302025	King Bolt Assembly, 3/4"-10	09125

TWO HINGE PINS & LINCH PINS



PART NO.	DESCRIPTION	OEM PART NO.
1302045	Two Hinge Pins 5/8" w/ Linch Pins	08562

CONNECTING PIN ASSEMBLY



PART NO.	DESCRIPTION	OEM PART NO.
1302047	Connecting Pin Assy., Blue	11859
1302049	Connecting Pin Assy., Yellow	11860


CYLINDER PINS



PART NO.	DESCRIPTION	OEM PART NO.
1302140	Cylinder Pin, 1" x 4"	81900011*
1302155	Cylinder Pin, 1" x 6"	81900015*

*Replacement for Diamond® Only

TWO PIVOT PINS



PART NO.	DESCRIPTION	OEM PART NO.
1302030	Two Pivot Pins w/Cotter	08541
1302031	Two Pivot Pins w/Grease Fitting	08554C

MEYER/DIAMOND
PLOW PARTS

REPLACEMENT PARTS FOR MEYER®/DIAMOND® SNOWPLOWS

HINGE PIN



PART NO.	DESCRIPTION	OEM PART NO.
1302100	Hinge Pin, 1-3/16" x 9-1/2"	81100031*

*Replacement for Diamond® Only

TRIP EDGE PINS



PART NO.	DESCRIPTION	OEM PART NO.
1302110	Trip Edge Pin, 1-3/16" x 2-13/16"	81100033*

*Replacement for Diamond® Only

PINS



PART NO.	DESCRIPTION
1302330	Connecting Pin Assembly
1302340	Spring for Connecting Pin
1302345	"E" Retaining Ring, 1" (10 pcs.)
1302347	Zinc Cotter Pin, 1/4" x 2" (10 pcs.)
1302350	Pivot Pin w/Cotter

SHOE ASSEMBLIES & RUNNERS



PART NO.	DESCRIPTION	OEM PART NO.
1303002	Shoe Assy. STD (Drive Pro)	09127
1303003	Shoe Assy. STD	09362
1303005	Shoe Assembly ST-78/C-8.5	09126
1303010	Shoe Assembly M-9/M-10	09592
1303015	Runner only ST-78/C-8.5	07006
1303020	Runner only M-9/M-10	07086
1303025	Spindle only ST-78/M-10	12057

ANTI-WEAR SHOE ASSEMBLY & RUNNER



PART NO.	DESCRIPTION	OEM PART NO.
1303100	Anti-Wear Shoe Assembly	81100011*

*Replacement for Diamond® Only

LINCH PINS & WASHERS



PART NO.	DESCRIPTION	OEM PART NO.
1303030	Linch Pin, 7/16" fits BPC Spindle (10-Pk)	20420
1303031	Linch Pin, 1/4" fits OEM Spindle (10-Pk)	22083
1303032	Linch Pin, 7/16" (2-Pack)	20420
1303033	Linch Pin, 1/4" (2-Pack)	22083
1303035	Washers (10-Pack)	20363

BLADE GUIDES



PART NO.	DESCRIPTION	OEM PART NO.
1308005	26" Blade Guide (pair), yellow	09916

PART NO.	DESCRIPTION	OEM PART NO.
1308006	27" Blade Guide (pair), yellow	811000095*
1308010	Repl. Tips, 100 pcs.	811000161

*Replacement for Diamond® Only

MEYER/DIAMOND
FLOW PARTS

POWER ANGLING & LIFT CYLINDERS



PART NO.	DESCRIPTION	OEM PART NO.
1304005	Angle, 1-1/2" x 10"	05810
1304006	Angle, 1-1/2" x 10", cross drilled	07968
1304010	Angle, 1-1/2" x 12"	05437
1304015	Angle, 2" x 12"	05752
1304020	Lift, 1-1/2" x 6"	05984
1304100	Lift & Angle, 1-1/2" x 10"	81700020*

PART NO.	DESCRIPTION
H3269X6X4	Connector, Male Std. Thd, to Female NPT, 3/8" x 1/4"

Cylinders pictured are for reference only. Actual cylinder style may vary. See pg. 119 for detailed dimensions

*Replacement for Diamond® Only

PACKING SET & PACKING NUTS FOR CYLINDERS



PART NO.	DESCRIPTION	OEM PART NO.
1305100	Packing Set, 1-1/2" Ram	07705
1305105	Packing Set, 2" Ram	07799
1305110	Packing Nut, 1-1/2" Ram	07805
1305115	Packing Nut, 2" Ram	07806

HALOGEN SNOWPLOW LAMP KIT

- Pair of high-beam/low-beam headlamps with turn signal/parking light
- Mount with a 1/2" swivel bolt for easy adjustment.

KIT INCLUDES:

- Universal Wiring Harness
- Parking Lamp Bulb: #1157
- Sealed Beam: Sylvania #HP4666
- Turn Signal Bulb: #1157

Do not use on Chevy/GMC Trucks with Daytime Running Lights




PART NO.	DESCRIPTION	OEM PART NO.
1311005	Halogen Lamp Kit	07969

REPLACEMENT HEADLAMP SWITCH FOR MEYER®



PART NO.	DESCRIPTION	WT. (LBS)
1311006	Replaces Meyer® 07955	0.1

HOSES



PART NO.	DESCRIPTION	OEM PART NO.
1304030	45" w/Swivel	21856
1304033	1/4" x 45" MPR x FPR Hose (E-60)	22144
1304035	65" w/Swivel	21866
1304040	70" w/2 Swivels	21867
1304041	1/4" X 33"	22395
1304042	1/4" X 39"	22396
1304050	70" w/Swivel	21868
1304105	1/4" NPT Ends x 34"	816000095034*
1304110	1/4" NPT Ends x 40"	816000095040*
1304115	1/4" NPT Ends x 45"	816000095045*
1304120	1/4" NPT Ends x 56"	816000095056*
1304125	1/4" NPT Ends x 64"	816000095064*

*Replacement for Diamond® Only

PART NO.	DESCRIPTION	OEM PART NO.
1304031	Hose, 45" w/Swivel, bulk-100/bx	21856

ANGLE HOSE REPLACEMENT KIT



PART NO.	DESCRIPTION
1304060	Kit includes: Two 45" Hoses w/Swivels, Two Quick Couplers, Two 90° Swivel Elbows

SWIVEL ELBOW 90°



PART NO.	DESCRIPTION	OEM PART NO.
1304055	Swivel Elbow 90°	21855
PART NO.	DESCRIPTION	OEM PART NO.
1304056	Swivel Elbow 90°, bulk-100/bx	21855

REPLACEMENT PARTS FOR MEYER®/DIAMOND® SNOWPLOWS

MALE ELBOWS



1304245



1304240




1304135

PART NO.	DESCRIPTION	OEM PART NO.
1304245	Male Elbow, Tall (E-60)	21857
1304240	Male Elbow, Short (E-60)	22141
1304135	Male Elbow, 1/4" x 90°	875210544*

*Replacement for Diamond® Only

MALE/FEMALE SWIVEL



1304140



1304145

PART NO.	DESCRIPTION	OEM PART NO.
1304140	1/4" NPT Male/ 45° Female Swivel	875220344*
1304145	1/4" NPT Male/ 90° Female Swivel	875220244*

*Replacement for Diamond® Only

COUPLERS



1304021



1304029



1304029C



1304028



1304022



1304028C

PART NO.	DESCRIPTION	OEM PART NO.
1304021	1/4" Male NPT Hose Coupler	22291
1304022	1/4" NPT Female Half Coupler	22292
1304024	Adapter for Meyer 22293 & 22294	N/A
1304025	1/4" Quick Coupler	(M) 15072 (D) 875200100
1304027	Male/Female Coupler Complete 3/4-16 Valve Block Side	N/A
1304028	Male Coupler 3/4-16 Valve Block Side Low Spill	22293
1304028C	1/4" NPT Coupler, Female Hose, Male Block	15848C
1304029	Female Coupler 3/4-16 Valve Block Side	22294
1304029C	1/4" NPT Coupler, Male Hose, Female Block	15847C

PART NO.	DESCRIPTION	OEM PART NO.
1304026	1/4" Quick Coupler, bulk-100/bx	(M) 15072 (D) 875200100

(M) = Meyer® (D) = Diamond®

DUST PLUG



PART NO.	DESCRIPTION	OEM PART NO.
1304330	Dust Plug	81700026*

*Replacement for Diamond® Only

RELEASE HOOK



PART NO.	DESCRIPTION	OEM PART NO.
1302150	Release Hook	81900013*

*Replacement for Diamond® Only

MEMBRANE SWITCH



PART NO.	DESCRIPTION	OEM PART NO.
1306083	Membrane Switch	22154

STRAIGHT BLADE PLOWS CONTROLLER

- Integral diagnostics for easy field troubleshooting
- Easy-grip hand held design
- Large buttons for ease of use
- "Smart" output channels prevent failure in case of overload or short circuit.




PART NO.	DESCRIPTION	OEM PART NO.
1306901	Snowplow hand controller for Meyer Straight Blades, yellow faceplate	22154



MEYER/DIAMOND
PLOW PARTS

MOTOR SOLENOID

- Intermittent duty
- 100 Amp
- Positive activated



PART NO.	DESCRIPTION	OEM PART NO.
1306070	Motor Solenoid	15370


SWITCHES

- 4 prongs on underside



PART NO.	DESCRIPTION	OEM PART NO.
1306075	Angle Switch (E-47)	21918
1306080	Lift Switch (E-47)	21919


3" MOTOR



PART NO.	DESCRIPTION	OEM PART NO.
1306005	3" Motor	15054

4-1/2" STYLE TWIN POST MOTOR

- Ground wire included for replacing single post motors



PART NO.	DESCRIPTION	OEM PART NO.
1306007	4 1/2" Style Twin Post Motor	(M)15841/ 15727 (D) 15689

(M) = Meyer® (D) = Diamond®

"A" SOLENOID, 3/8" STEM (COIL & VALVE)

- For E-47® Series
- Function is drop



PART NO.	DESCRIPTION	OEM PART NO.
1306015	"A" Solenoid, Coil & Valve, 3/8" Stem	15356
1306016	"A" Coil, 3/8" Bore	15392
1306020	"A" Valve, 3/8" Stem	15393

"A" SOLENOID, 1/2" STEM (COIL & VALVE)

- For E-60® Series
- Function is drop



PART NO.	DESCRIPTION	OEM PART NO.
1306035	"A" Solenoid, Coil & Valve, 1/2" Stem	15661
1306025	"A" Coil, 5/8" Bore Works on 1/2" Stem	15659
1306030	"A" Valve, 1/2" Stem	15660

"B" SOLENOID, 5/8" (COIL & VALVE)

- For E-47® Series & E-60® Series
- Function is lift/angle



PART NO.	DESCRIPTION	OEM PART NO.
1306040	"B" Solenoid, Coil & Valve, 5/8" Stem	15357/15697C
1306045	"B" Coil, 3 Way, 5/8" Bore	15382C
1306050	"B" Valve, 5/8" Stem	15698

REPLACEMENT PARTS FOR MEYER®/DIAMOND® SNOWPLOWS


"C" SOLENOID, 5/8" (COIL & VALVE)

- For E-47® Series & E-60® Series
- Function is right movement



PART NO.	DESCRIPTION	OEM PART NO.
1306055	"C" Solenoid, Coil & Valve, 5/8" Stem	15358C
1306060	"C" Coil, 4 Way, 5/8" Bore	15430C
1306065	"C" Valve, 5/8" Stem	15381C

11/16" VALVES & COIL (V-PLOWS)



PART NO.	DESCRIPTION	OEM PART NO.
1306031	"A" & "B" Valve, 11/16"	15917C
1306067	"C" Valve, 11/16" Stem	15958C
1306051	"C" & "D" Valve, 11/16" Stem	15918C
1306066	"E" Valve, 11/16" Stem	15919C
1306116	Coil, 11/16" Bore	15916C

BATTERY CONNECTOR



PART NO.	DESCRIPTION	OEM PART NO.
1306095	Battery Connector	21976

CROSSOVER VALVE KITS



PART NO.	DESCRIPTION	OEM PART NO.
1306105	Crossover Valve Kit	15606
1306107	Crossover Relief Cartridge	15974C

CABLES



PART NO.	DESCRIPTION	OEM PART NO.
1306110	Red Power Cable, 36"	05024
1306120	Red Power Cable, 63"	15671
1306125	Black Ground Cable, 51"	15672

CABLE & PLUG ASSEMBLY



PART NO.	DESCRIPTION	OEM PART NO.
1306115	Cable & Plug Assembly	15670
1306117	Cable & Plug Assy. w/ Dual Ground	15811

LOW-TEMPERATURE BLUE HYDRAULIC FLUID

- Rated at -50°




PART NO.	DESCRIPTION
1307005	1 Quart Bottle
1307006	1/2 Case (6 Quarts)
1307010	1 Case (12 Quarts)
1307014	1 Case (4 Individual Gal.)
1307015	5-Gallon Pail w/Spout
1307020	55-Gallon Drum



THERMOPLASTIC SNOW DEFLECTOR


- Can be cut to size



side view

PART NO.	DESCRIPTION
1309035	Universal Contoured, Thermoplastic Deflector, 3/16" x 8" x 108" w/Fasteners

RUBBER SNOW DEFLECTORS



1309005

rubber


1025

1309025

PART NO.	DESCRIPTION	OEM PART NO.
1309005	Deflector ST-78/90 w/Mtg. Kit	12896-7
1309010	Replacement Rubber, 9"x96" for 1309005	12900
1309015	Deflector C-8.5/M-9/M-10 w/Mtg. Kit	12898
1309020	Replacement Rubber, 9"x120" for 1309015	12901
1309025	Universal Super-Duty Deflector, 12" x 120" x 1/2" w/Mtg. Kit	—
1309030	Replacement Rubber for 1309025	—

PLOW SHIELD

- Poly
- 1/16" thick



PART NO.	DESCRIPTION
1310020	Yellow Plow Shield, 28" x 96"

PRESSURE RELIEF VALVE W/BUSHING

- 125 in.-lbs. torque
- 45 psi min
- 80 psi max
- 1/4 x 1/8 NPT



PART NO.	DESCRIPTION	OEM PART NO.
1306100	Pressure Relief Valve w/Bushing	08473

IN-LINE FILTER KIT



PART NO.	DESCRIPTION	OEM PART NO.
1306427	In-Line Filter Kit	816000255*

*Replacement for Diamond® Only

UNDER-THE-SEAT EMERGENCY REPAIR KIT

Contains the most frequently used on-the-job repair parts. Avoid long waits and afterhour downtime. Kit is packaged in a sturdy polyethylene box designed for under-the-seat storage.



PART NO.	DESCRIPTION
1302097	Emergency Kit for Meyer®

REPAIR KIT CONTAINS:

QTY	PART NO.	DESCRIPTION	REPLACES OEM PART NO.
1	1304033	Hose, 45"	22144
1	1302005	Eyebolt w/Nuts	09124
1	1302010	Trip Spring	07017
1 pr.	1302045	Hinge Pins w/Clips	8562
1	1304025	Hydraulic Quick Coupler	15072
1	1304055	45" Hose w/Swivel	21855
1	1306070	90° Swivel Elbow	15370
1	BRC	Box	—

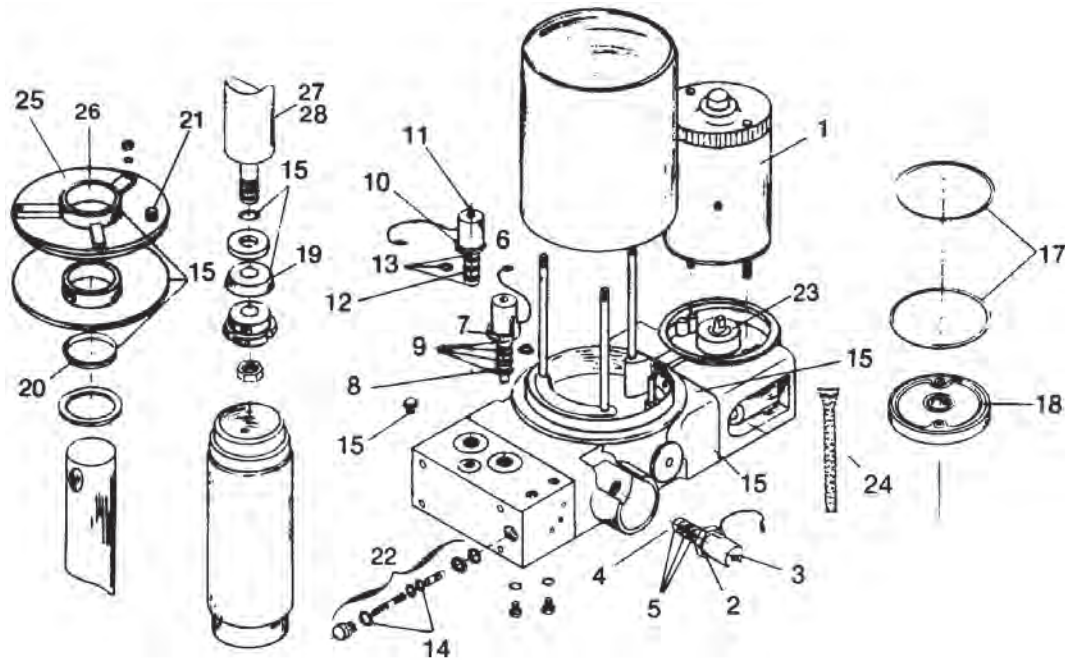
REPLACEMENT PARTS FOR MEYER®/DIAMOND® SNOWPLOWS

GEAR PUMP FOR E-47



PART NO.	DESCRIPTION	OEM PART NO.
1306152	Replacement Gear Pump for E-47	15026

HYDRAULIC PARTS FOR MEYER® HYDRAULIC UNIT E-47



LOC	PART NO.	DESCRIPTION	OEM PART NO.
	1	1306005 Motor, 3" 12V DC	15054
■	2	1306015 "A" Solenoid, Coil & Valve, 3/8" Stem	15356
■	3	1306016 "A" Coil, 3/8" Bore	15392
	4	1306020 "A" Valve, 3/8" Stem	15393
■	N.I.	1306035 "A" Solenoid, Coil & Valve, 1/2" Stem	15661
	N.I.	1306025 "A" Coil, 1/2" Bore	15659
■	N.I.	1306030 "A" Valve, 1/2" Stem	15660
	5†	1306130 "A" Seal Kit	15431
	6	1306055 "C", Coil & Valve, 5/8" Stem	15358
	7	1306060 "C" Coil, 4 Way, 5/8" Bore	15430
■	8	1306065 "C" Valve, 5/8" Stem	15381
	9†	1306135 "C" Seal Kit	15433
	10	1306040 "B" Solenoid, Coil & Valve, 5/8" Stem	15357
	11	1306045 "B" Coil, 3 Way, 5/8" Bore	15382
	12	1306050 "B" Valve, 5/8" Stem	15698
	13†	1306140 "B" Seal Kit	15432

LOC	PART NO.	DESCRIPTION	OEM PART NO.
	14†	1306145 Crossover Seal Kit	15610
	15†	1306150 Seal Kit (E-46, E-47, E57)	15254
	N.I.	1306155 MASTER SEAL KIT (includes kits denoted by †)	15456
	17	1306165 Gasket	551G
	18	1306170 Drive End Cap & Bushing	5001
	19	1306175 Cup Packing	15162
	20	1306180 O-Ring for Electro Touch	15198
	21	1306100 Pressure Relief Valve w/Bushing	08473
■	22	1306105 Crossover Valve Kit	15606
■	23	1306185 Pump Shaft Seal	15581
	24	1306153 Strainer	15326
	25	1306186 Cover & Seal Assy.	15194
	26	1306205 Wiper	05119
	27	1306173 Ram, Electro Touch 6" Stroke	15208
	28	1306174 Ram, Electro Touch 8" Stroke	15206

LOC. — Location on drawing

N.I. — Not Illustrated

† — Included in Master Seal Kit (1306155)



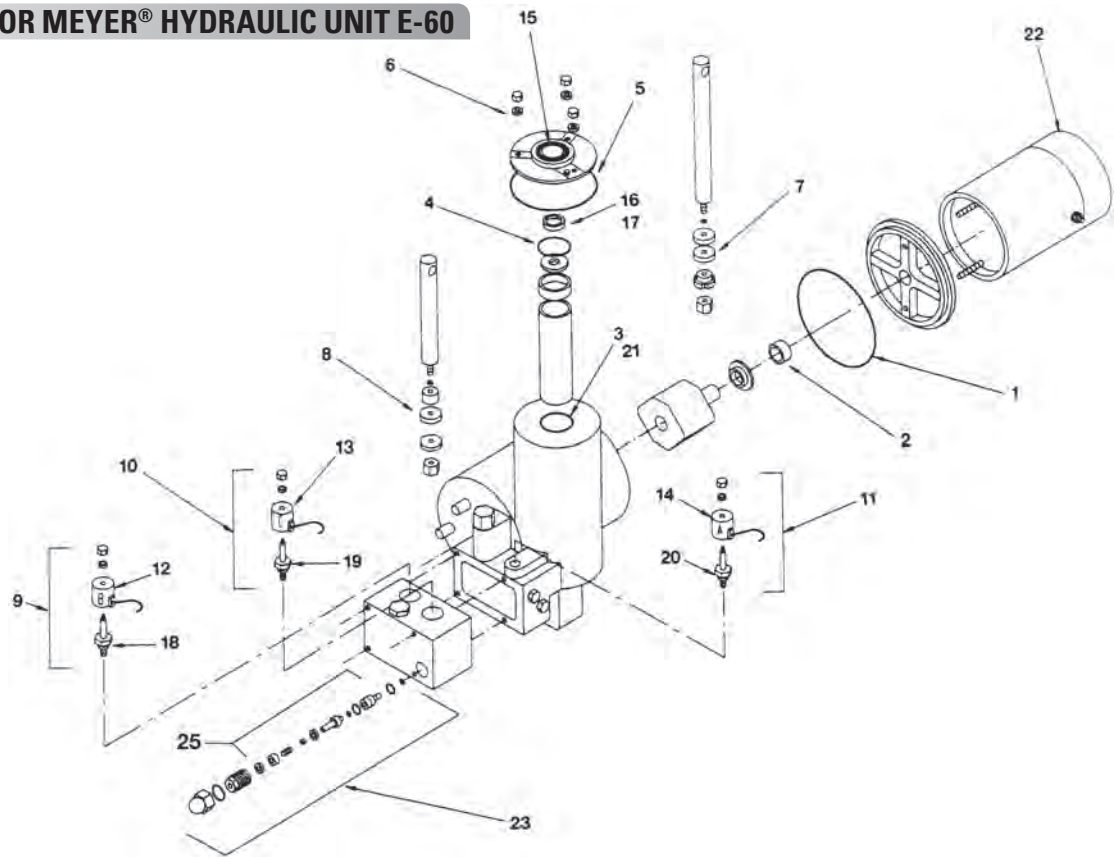
GEAR PUMP FOR E-60



MEYER/DIAMOND
FLOW PARTS

PART NO.	DESCRIPTION	OEM PART NO.
1306202	Replacement Gear Pump for E-60	15729

HYDRAULIC PARTS FOR MEYER® HYDRAULIC UNIT E-60



LOC	PART NO.	DESCRIPTION	OEM PART NO.
	1	1306195 O-Ring	15687
	2	1306200 Seal, Shaft	15686
	3	1306182 O-Ring, 1-1/2" I.D.	15693
	4	1306180 O-Ring, 1-1/8" I.D.	15198
	5	1306184 O-Ring, 3-1/2" I.D.	15131
	6	1306190 Washer, Nylite 5/16"	21929
	7	1306175 Packing Cup	15162
	8	1306176 Packing Cup	15691
☒	9	1306040 "B" Solenoid Assembly, High Flow	15697
☒	10	1306055 "C" Solenoid Assembly	15358
	11	1306035 "A" Solenoid Assembly	15661
	12	1306045 "B" Coil, Red Wire	15382
	13	1306060 "C" Coil, Green Wire	15430
☒	14	1306025 "A" Coil, Black Wire	15659
	15	1306205 Wiper	05119

LOC	PART NO.	DESCRIPTION	OEM PART NO.
	16	1306210 Sleeve E-60	15737
	17	1306212 Sleeve E-60-H	15199
	18	1306050 "B" Valve Cartridge	15698
	19	1306065 "C" Valve Cartridge	15381
	20	1306030 "A" Valve Cartridge	15660
	21	1306183 O-Ring, 1-15/16" I.D.	15163
	22	1306007 Motor, 4-1/2"	15727 15841
☒	23	1306105 Crossover Valve Kit	15606
N.I.	1306220	Basic Seal Kit	15707
N.I.	1306225	Master Seal Kit	15705
	25	1306145 Crossover Seal Kit	15610
N.I.	1306173	Ram, Electro Touch 6" Stroke	15208
N.I.	1306174	Ram, Electro Touch 8" Stroke	15206

LOC. — Location on drawing
N.I. — Not Illustrated

REPLACEMENT PARTS FOR SNO-WAY® SNOWPLOWS/SPREADERS

HEAVY-DUTY PLOW SHOE ASSEMBLY



PART NO.	DESCRIPTION	OEM PART NO.
1303505	H-D Plow Shoe Assy.	96102542

TRIP SPRING



PART NO.	DESCRIPTION	OEM PART NO.
1303580	Trip Spring	96001392

CUTTING EDGES — HIGH CARBON STEEL



PART NO.	DESCRIPTION	OEM PART NO.
1303510	3/8" x 6" x 80" (for ST, 24, 25 Series Plows)	96100521 96100275
1303530	3/8" x 6" x 80" (for 26 Series Plows)	96107649 96106376
1303535	3/8" x 6" x 90" (for 26, 29, 29T Series Plows)	96106668 96106336
1303540	3/8" x 6" x 96" (for 29, 29T Series Plows)	96106669 96106337
1303515	1/2" x 6 x 90" (for 24, 25, MT, HT Series Plows)	96100237
1303520	1/2" x 6 x 96" (for 24, 25, MT, HT Series Plows)	96100239
1303536	1/2" x 6" x 90" (for 26, 29, 29T Series Plows)	96106668 96106336
1303543	1/2" x 6" x 96" (for 29, 29T Series Plows)	96106669 96106337

See pgs. 117-118 for detailed dimensions.


CUTTING EDGE NUTS & BOLTS



PART NO.	DESCRIPTION	OEM PART NO.
1303500	Carriage Bolts w/Locknuts 1/2"x 2", Set of 12	96006141
		96006142
		6101838
		96103893
		96106306

THERMOPLASTIC SNOW DEFLECTOR

- Can be cut to length



PART NO.	DESCRIPTION
1309035	Universal Contoured, Thermoplastic Deflector, 3/16" x 8" x 108" w/Fasteners


LOW-TEMPERATURE BLUE HYDRAULIC FLUID

- Rated at -50°



PART NO.	DESCRIPTION
1307005	1 Quart Bottle
1307006	1/2 Case (6 Quarts)
1307010	1 Case (12 Quarts)
1307014	1 Case (4 Individual Gal.)
1307015	5-Gallon Pail w/Spout
1307020	55-Gallon Drum

BLADE GUIDES



PART NO.	DESCRIPTION	OEM PART NO.
1308102	Blade Guide Kit, Orange 1/2" x 24" Bolt-On Base	96006002
1308200	Blade Guide, Red 27" (1 pr)	96106696



MOTOR SOLENOID

- Continuous duty
- 100 Amp



PART NO.	DESCRIPTION	OEM PART NO.
1303585	Relay Solenoid Hyd. System	96002086

MOTORS



1303590



1303600

PART NO.	DESCRIPTION	OEM PART NO.
1303590	Motor 12 VDC CW Spline Shaft (for 24 & 25 Series Plows)	96001551 *H-25010230
1303600	Motor 12 VDC CCW Tang Shaft (for ST, MT, HT, 26, 28V, 29, 32, HTV Series Plows)	96105233 96106802

*H=Hiniker

CYLINDERS



1303550



1303554



1303700


PART NO.	DESCRIPTION	OEM PART NO.
1303550	Lift Cylinder, 1 1/2" x 4", Single Acting (for 24, 25, 28V, HTV Series Plows)	96100085
1303554	Angle Cylinder, 2-1/4" x 9", Double Acting	96101977
1303557	Angle Cylinder, 1-1/2" x 11-1/4", Single Acting	96107455
1303700	Lift Cylinder, 1 1/2" x 3.87", Double Acting (for 29, 29T, 32 Series Plows)	96106077

PINS



PART NO.	DESCRIPTION	OEM PART NO.
1303111	Hitch Pin w/Linch Pin, 3/4" x 4 1/2"	96105046

CONVEYOR CHAIN



PART NO.	DESCRIPTION	OEM PART NO.
1456110	Conveyor Chain, 8' L 123 Links (for E & EV Spreaders)	96104740

HYDRAULIC HOSES



PART NO.	DESCRIPTION	OEM PART NO.
1303560	1/4" x 16"	96100005
1303561	1/4" x 20"	96100006
1303562	1/4" x 16.5"	96104242
1303564	3/8" x 28.5"	96104247
1303565	1/4" x 32"	96106071

REPLACEMENT PARTS FOR SNOWEX® / BLIZZARD® SNOWPLOWS

CUTTING EDGES



PART NO.	DESCRIPTION	OEM PART NO.
1304606	3/8" x 6" x 90"	B61256/B61168
1301291	3/8" X 6" x 96"	40552
1304600	1/2" x 6" x 89"	B52067/B61292
1301294	1/2" x 6" x 90"	40695
1304603	1/2" x 6" x 90"	B61258/B61168
1304601	1/2" x 6" x 94-1/2"	B52095/B11962
1301293	1/2" x 6" x 96"	40597
1301295	1/2" x 6" x 96"	40696
1304604	1/2" x 6" x 96"	B61259/B61164
1301296	1/2" x 6" x 102"	40697
1304605	1/2" x 6" x 102"	B61532/BB61528
1301297	1/2" x 6" x 108"	40698
1304602	5/8" x 6" x 94-1/2"	B61625/B52139

Hardware not included

See pg. 117-118 for detailed dimensions

BACK DRAGS



PART NO.	DESCRIPTION	OEM PART NO.
1311211	Back Drag, Straight Edge, 7-1/2'	64758
1311212	Back Drag, Straight Edge, 8'	66892
1311213	Back Drag, Straight Edge, 8-1/2'	66999
1311214	Back Drag, Straight Edge, 9'	66991

POWER CYLINDERS



PART NO.	DESCRIPTION	OEM PART NO.
1304640	Angling Cylinder, 2 x 10"	B60029
1304641	Angling Cylinder, 2" x 9-3/8"	B60065
1304642	Angling Cylinder, 2-1/4" x 12"	B60221
1304643	Lift Cylinder, 2-1/2" x 4-5/8"	B60236
1304644	Lift Cylinder, 3-1/2" x 4-5/8"	B60237
1304645	Lift Cylinder, 3" x 4-5/8"	B60255
1304646	Side Box Cylinder, 1-1/2" x 13-15/16"	B60347
1304647	Side Box Cylinder, 1-3/4" x 18-7/16"	B60207

Cylinder pictured is for reference only. Actual cylinder style may vary.

*See pg. 119 for detailed dimensions

HYDRAULIC HOSES



PART NO.	DESCRIPTION	OEM PART NO.
1304630	3/8" x 24"	B60091
1304631	3/8" x 26"	B60223
1304632	3/8" x 36"	B60224
1304633	3/8" x 17" 45° Bend	B60273
1304634	3/8" x 15" 45° Bend	B60274

BLADE GUIDES



PART NO.	DESCRIPTION	OEM PART NO.
1308200	Blade Guide Assembly	B61049

SPRINGS



PART NO.	DESCRIPTION	OEM PART NO.
1304622	Trip Spring	B61099
1304623	Extension Spring	B61398



RELAY - SOLENOID, 12V

- Continuous duty
- 150 Amp
- Submersible (waterproof)



PART NO.	DESCRIPTION	OEM PART NO.
1304648	Motor Relay (Solenoid), 12V	B80051

SHOE ASSEMBLIES & PARTS




PART NO.	DESCRIPTION	OEM PART NO.
1303220	Heavy-Duty Shoe Assembly	49071
1303205	Shoe Washer, 1/8" Thick	91109
1303210	Shoe Spacer, 1-1/2" Long	60045
1303215	Linch Pin	93010

SPREADER CONTROLLERS



PART NO.	DESCRIPTION	OEM PART NO.
9032020	Use with SP325, SP575, SP1075	D6230
9032021	Use with SP1575, SP1875, SP3000, SP6000, SP7500, SP7550, SP8000	D5525
3021616	Replacement Rocker Switch	—

SPREADER GEAR MOTORS SP7500, 7550, 8500, 9500



PART NO.	DESCRIPTION	OEM PART NO.
9032000	12 VDC Spinner Motor for SP7500, 7550, 8500	D6827
9032001	Spinner Gear Box for SP300, SP575, SP1075, SP6000, SP7500, 7550, 8500	D6107
9032002	12 VDC Spinner Motor for SP9500	D6887
9032005	12 VDC Spreader Motor	D6106

REPLACEMENT PARTS FOR WESTERN® SNOWPLOWS



CUTTING EDGES, HIGH CARBON STEEL



PART NO.	DESCRIPTION	OEM PART NO.
1301245*	3/8" x 6" x 72"	58811
1301200	3/8" x 6" x 78", Standard	49066
1301250*	3/8" x 6" x 78"	58812
1301255*	3/8" x 6" x 84"	58813
1301210	3/8" x 6" x 84"	49070
1301215	3/8" x 6" x 90"	49088
1301260*	3/8" x 6" x 90"	58814
1301220	3/8" x 6" x 96"	49080
1301230	1/2" x 6" x 90" (for Pro Plow)	49346
1301235	1/2" x 6" x 96" (for Pro Plow)	49347
1301225	1/2" x 6" x 102"	49348
1301240	1/2" x 6" x 108" (for Pro Plow)	49349
1301265*	1/2" x 6" x 96"	58815
1301270*	1/2" x 6" x 102"	58816
1301275*	1/2" x 6" x 108"	58817
1301280	1/2" x 6" x 120"	58818
1301281	5/8" x 6" x 120"	—

See pgs. 117-118 for detailed dimensions.

*Center Punched, Reversible Edges (Old Style)

CUTTING EDGES FOR ULTRA MOUNT & POLY PLOWS



PART NO.	DESCRIPTION	OEM PART NO.
1301290	3/8" x 6" x 90"	49312
1301291	3/8" x 6" x 96"	49328
1301292	1/2" x 6" x 90"	49350
1301294	1/2" x 6" x 90"	64775
1301293	1/2" x 6" x 96"	49351
1301295	1/2" x 6" x 96"	63980
1301296	1/2" x 6" x 102"	63985
1301297	1/2" x 6" x 108"	63990

STEEL CUTTING EDGES, V-PLOW




PART NO.	DESCRIPTION	OEM PART NO.
1311202	1/2" x 6" x 34.81", Half (for MVPP 7-1/2')	44996
1311203	1/2" x 6" x 40.81", Half (for MVPP 8-1/2')	44997
1311204	1/2" x 6" x 46.81", Half (for MVPP 9-1/2')	44898
1311200	1/2" x 6" x 49.94", Half (for MVP 8-1/2')	28407
1311201	1/2" x 6" x 55.94", Half (for MVP 9-1/2')	63678

CUTTING EDGE WING, URETHANE



PART NO.	DESCRIPTION	OEM PART NO.
NEW 1304466	Urethane Cutting Edge, Wide-out Plow	50645

V-PLOW CENTER EDGES, STEEL & RUBBER



PART NO.	DESCRIPTION	OEM PART NO.
1311206	Cutting Edge, Center, PS, Steel, MVP	44890
1311207	Cutting Edge, Center, DS, Steel, MVP	44891
1311208	Cutting Edge Kit, Centers, Steel, MVP	44894
1312202	Rubber Cutting Edge, MVP	63508
1304402	Flap Mounting Plate DS, MVP	63510
1304403	Flap Mounting Plate PS, MVP	63509
1304410	Center Flap Kit w/ hdw, MVP (Kit includes 1312202, 1304402, 1304403)	62636

CUTTING EDGES, RUBBER



PART NO.	DESCRIPTION	OEM PART NO.
1312105	1" x 6" x 78", 6-1/2' Standard	608261
1312115	1-1/2" x 8" x 90", 7-1/2' Standard	608263
1312120	1-1/2" x 8" x 96", 8' Standard	608291
1312125	1-1/2" x 8" x 102", 8-1/2' Standard	608292
1312130	1-1/2" x 10" x 108", 9' Standard	608321
1312135	1-1/2" x 10" x 120", 10' Standard	608323

All Rubber Cutting Edges - Call for Pricing

BACK DRAGS



Straight Edge Back Drags



V-Plow Back Drags

PART NO.	DESCRIPTION	OEM PART NO.
1311211	Back Drag, Straight Edge, 7-1/2'	64758
1311212	Back Drag, Straight Edge, 8'	66892
1311213	Back Drag, Straight Edge, 8-1/2'	66999
1311214	Back Drag, Straight Edge, 9'	66991
1311215	Back Drag, V-Plow, 7-1/2'	44281-2
1311216	Back Drag, V-Plow, 8-1/2'	44282-2
1311217	Back Drag, V-Plow, 9-1/2'	44283-2
1311218	Back Drag, Wide-Out	52278

CUTTING EDGE NUTS & BOLTS



PART NO.	DESCRIPTION
1301061	1/2" x 2" Set of 10
1301065	5/8" x 2-1/2" Set of 12

WESTERN PLOW PARTS



RETAIL PACKAGED FOR CONVENIENT RETAIL DISPLAY

WESTERN
PLOW PARTS

A-FRAMES & QUADRANTS



PART NO.	DESCRIPTION	OEM PART NO.
1316205	A-Frame for Standard Plow	61891
1316210	Quadrant for Standard Plow	60036
1316215	A-Frame for Pro Plow	61345
1316220	Quadrant for Pro Plow	603208

PIVOT BAR



PART NO.	DESCRIPTION	OEM PART NO.
1304420	Pivot Bar Kit	67842
1304420HDW	Hardware Kit	67855

PIVOT PINS



PART NO.	DESCRIPTION	OEM PART NO.
1304400	Pivot Pin, DS	67974
1304401	Pivot Pin, PS	67977

RECEIVERS



PART NO.	DESCRIPTION	OEM PART NO.
1304406	Receiver, DS	67858
1304407	Receiver, PS	67859

LIFT ARM



PART NO.	DESCRIPTION	OEM PART NO.
1304290	Plow Lift Arm	58734

NEW 1304293 Plow Lift Arm Kit for use with the UltraMount 2 Mounting System* 43304
**Plows that use the UltraMount 2 mounting system are: Midweight, Prodigy, Pro-Plow Series 2, Pro Plus, Wide-Out, MVP Plus, MVP 3 plows*

EYEBOLT W/NUTS



- Length - 6.75"
- 5/8-12 THD

PART NO.	DESCRIPTION	OEM PART NO.
1302005	Eyebolt w/Nuts	90493

TRIP SPRING



PART NO.	DESCRIPTION	OEM PART NO.
1302205	Trip Spring	23039

SHOCK ABSORBER



PART NO.	DESCRIPTION	OEM PART NO.
1304408	Shock Absorber	60338

CAP SCREW



PART NO.	DESCRIPTION	OEM PART NO.
1302210	Cap Screw, 3/4" x 1-7/8"	90165


REPLACEMENT PARTS FOR WESTERN® SNOWPLOWS

SLOTTED HEX NUT



PART NO.	DESCRIPTION	OEM PART NO.
1302215	Slotted Hex Nut	91472

RIVETS



PART NO.	DESCRIPTION	OEM PART NO.
1302220	Rivet, 3/4" x 4"	93061
1302225	Rivet, 3/4" x 3-1/2"	93063
1302230	Rivet, 1" x 4"	93077
1302235	Rivet, 1" x 3-1/2"	93079
1302240	Rivet, 1" x 5"	93080

PIVOT PIN



PART NO.	DESCRIPTION	OEM PART NO.
1302323	Pivot Pin, V-Plow 13/16" x 29-9/16"	62638

HITCH PIN



PART NO.	DESCRIPTION	OEM PART NO.
1302245	1" Diameter Hitch Pin w/Hairpin Cotter	93028
1302247	Pin 1/2" x 5-1/2"	93033K

PINS



PART NO.	DESCRIPTION	OEM PART NO.
1302250	Cotter Pin, 5/32" x 1-1/2"	91911
1302252	Hairpin Cotter, 5/32" X 3-3/4"	91965K
1302255	Hairpin Cotter, 5/32" x 3"	91965
1302260	Groove Pin, 3/16" x 1-1/4"	92004
PART NO.	DESCRIPTION	OEM PART NO.
1302256	Hairpin Cotter, 5/32" x 3" (2-Pack)	91965

UNI-MOUNT/ ULTRA MOUNT PARTS



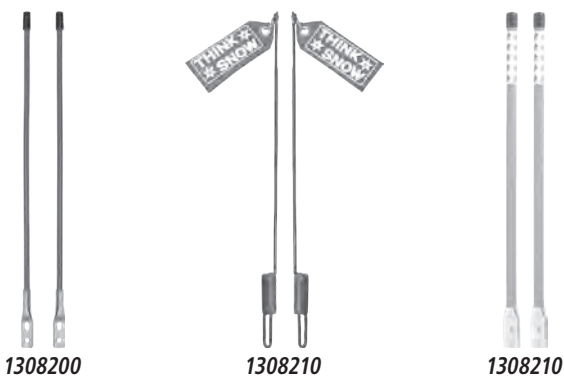
PART NO.	DESCRIPTION	OEM PART NO.
1303203	Uni-Mount Plow Stand	61353
1303204	Stand Lock Pin	93034K
1303206	Ultra Mount Plow Stand w/Pin	67847
1303207	Slotted Pin Spring, 1/4" x 2"	67635
NEW 1304412	Plunger with Spring	48523

SHOE ASSEMBLIES & PARTS



PART NO.	DESCRIPTION	OEM PART NO.
1303200C	Standard Shoe Assembly	49067
1303205	Shoe Washer, 1/8" Thick	91109
1303210	Shoe Spacer, 1-1/2" Long	60045
1303215	Linch Pin	93010
1303230	Shoe Assembly, Casting	62637
1303220	Heavy-Duty Shoe Assembly	49071

BLADE GUIDES & REPLACEMENT TIPS



PART NO.	DESCRIPTION	OEM PART NO.
1308200	Blade Guide Assembly	62265
1308010	Replacement Tips, (bag of 100)	—
1308210	2 Blade Guide Assy. w/ Flags & Hdwr.	59700
1308215	Flag w/ S-Hook Only	59694
1308205	24" Blade Guide w/Reflective Decal, Fluorescent Orange	62595

WESTERN
PLOW/PARTS



POWER ANGLING & LIFT CYLINDERS



PART NO.	DESCRIPTION	OEM PART NO.
1304200	1½" x 10" Old Style (1" PH), Angle	25209
1304201	1½" x 8" Single Acting, Lift	56538K
1304202	1½" x 10" Single Acting, Angle	56614
1304203	1½" x 12" Single Acting, Angle	64148
1304204	2" x 11" Double Acting, Angle	56750
1304205	1½" x 10" New Style (¾" PH), Angle	56102
1304217	2" x 10" Double Acting for V-Plow, Angle	56709W
1304210	1½" x 6, Lift	25200
1304215	2" x 6", Lift	25210
1304220	2" x 16" Heavy-Duty, Angle	25878

Cylinder pictured is for reference only. Actual cylinder style may vary. See pg. 119 for detailed dimensions

PACKING SETS & PACKING NUTS FOR CYLINDERS



PART NO.	DESCRIPTION	OEM PART NO.
1305200	Packing Set, 1-1/2"	25205K
1305205	Packing Set, 2"	25215
1305211	Packing Nut, 1-1/2"	25944K
1305215	Packing Nut, 2"	25948

HYDRAULIC HOSES



PART NO.	DESCRIPTION	OEM PART NO.
1304225	1/4" x 38"	55020
1304227	1/4" x 42" w/ FJIC ends	56616
1304229	1/4" x 16" w/ FJIC ends	56617
1304231	1/4" x 8" w/ FJIC ends	56765
1304232	1/4" x 12" w/ FJIC ends	44347
1304233	1/4" x 22" w/ FJIC ends	56598/ 56830
1304234	1/4" x 36" w/ FJIC ends	56831-1
NEW 1304249	3/8" x 36" w/FJIC ends	49532
1304236	3/8" x 38" w/ FJIC ends	44351
1304237	3/8" x 45" w/ FJIC ends	44350

PART NO.	DESCRIPTION	OEM PART NO.
1304226	1/4" x 38" bulk -100/bx	55020

ANGLE HOSE REPLACEMENT KIT



PART NO.	DESCRIPTION	OEM PART NO.
1304260	Kit includes: Two 38" Hoses, Two Swivel Elbows, Two Quick Couplers, Two Street Elbows, 90°	55021

HEX NIPPLE



PART NO.	DESCRIPTION	OEM PART NO.
1304230	Hex Nipple, 1/4"	25519

STREET ELBOWS



PART NO.	DESCRIPTION	OEM PART NO.
1304235	Street Elbow, 1/4" x 90°	92210
1304238	Elbow Kit, 90° - 6M O-Ring	56615
1304239	Elbow Kit, Long 90° - 6M O-Ring	64212-1/ 44361
1304241	Flare (Male) to 1/4" NPTF (Male) Union	56684-1
1304250	Street Elbow, 1/4" x 90° (Special)	92208

MALE ELBOWS



1304240



1304245

PART NO.	DESCRIPTION	OEM PART NO.
1304240	Male Elbow, 1/4" x 90°	92278
1304245	Male Elbow, 1/4" x 90° (Special)	92275

REPLACEMENT PARTS FOR WESTERN® SNOWPLOWS

HYDRAULIC QUICK COUPLER 1/4"



PART NO.	DESCRIPTION	OEM PART NO.
1304025	1/4" Quick Coupler	25232

PART NO.	DESCRIPTION	OEM PART NO.
1304026	1/4" Quick Coupler, bulk-100/bx	15072

CARTRIDGES



1306345



1306350



1306351



1306355



1306356

PART NO.	DESCRIPTION	OEM PART NO.
1306345	Cartridge 20 w/Nut 2-way	49227
1306350	Cartridge 30 w/Nut 3-way	49228
1306351	Cartridge 31 w/Nut 3-way	66608
1306355	Cartridge 40 w/Nut 4-way	49229
1306356	Cartridge 43 w/Nut 4-way	66783

COIL WITH SPADE TERMINALS



PART NO.	DESCRIPTION	OEM PART NO.
1306360	Coil With Spade Terminals	49230

MOTOR SOLENOIDS



1306300
• Intermittent duty
• 100 Amp



1306317
• Continuous duty
• 150 Amp
• Works on UltraMount II, MVP, MVP Plus and MVP Wideout



1306318 • Fleet Flex system



1306310
• Continuous duty
• 100 Amp

PART NO.	DESCRIPTION	OEM PART NO.
1306300	Motor Solenoid, Cable	25634
1306318	Motor Solenoid Kit, "Fleet Flex"	42902

PART NO.	DESCRIPTION	OEM PART NO.
1306310	Relay-Cable Hyd. System	56131K
1306317	Relay-Solenoid Hyd. System	56131K-1

O-RING & BASE LUG



PART NO.	DESCRIPTION	OEM PART NO.
1306365	O-Ring for Base Lug	25618
1306370	Base Lug, 3/4" Hole w/O-Ring	25968


4 1/2" REPLACEMENT FOR OLD STYLE 4" & 4 1/2" MOTORS

- Counterclockwise
- 200 Amp
- 2550 RPM
- Exposed shaft



PART NO.	DESCRIPTION	OEM PART NO.
1306320	4 1/2" Replacement for Old Style 4" & 4 1/2" Motors	25556A

4 1/2" STYLE MOTOR



PART NO.	DESCRIPTION	OEM PART NO.
1306325	4 1/2" Motor (concealed shaft)	56133 56058 56062
1306326	4 1/2" Motor, Tang Shaft	21500
1306375	Motor Gasket	25861

CONTROL CABLES



PART NO.	DESCRIPTION	OEM PART NO.
1313005	Control Cable, Old Style	55363
1313010	Control Cable, New Style	56035
1313015	Control Cable, Adjustable	56130

CONTROL ASSEMBLY



PART NO.	DESCRIPTION	OEM PART NO.
1314000	Control Assy. Kit, includes cables	56018
1314001	Control Assy., Shifter only	—
1314002	Knob & Lever Assy.	49016
1314003	Lockspool	49017
1314005	Contact Strip, Copper Band	56026
1314007	Bottom Cover	56028

STRAIGHT BLADE PLOW CONTROLLER

- Pre Programmed for Straight Blades
- Integral diagnostics for easy field troubleshooting
- Easy-grip hand held design
- Large buttons for ease of use
- "Smart" output channels prevent failure in case of overload or short circuit.
- 6 Pin



PART NO.	DESCRIPTION	OEM PART NO.
1306902	Snowplow hand controller for Western Straight Blades, red faceplate	56462

PUMP UNIT



PART NO.	DESCRIPTION	OEM PART NO.
1306478	Pump Kit, 4 bolt - Includes Pump, Gasket, Filter, O-Ring	49211
1306375	Gasket	25861
1306490	Filter	56185
1306492	O-Ring	56416

PLOW & VEHICLE HARNESS REPAIR KITS



PART NO.	DESCRIPTION	OEM PART NO.
1315310	Male, 9 Pin Plow Harness Repair Kit	49317
1315315	Female, 9 Pin Vehicle Harness, Repair Kit	49308

REPLACEMENT PARTS FOR WESTERN® SNOWPLOWS

POWER CABLES

- 4 gauge wire




PART NO.	DESCRIPTION	OEM PART NO.
1306330	Ground Cable, 60" Black	55984
1306335	Battery Cable, 60" Red	25635
1306340	Battery Cable, 22" Red	22511

BATTERY CONNECTOR



PART NO.	DESCRIPTION
1306095	Side Port Battery Adapter

POLY PLOW SHIELD



PART NO.	DESCRIPTION
1310220	Red Plow Shield, 28" x 96"

LOW-TEMPERATURE BLUE HYDRAULIC FLUID

- Rated at -50°



PART NO.	DESCRIPTION
1307005	1 Quart Bottle
1307006	1/2 Case (6 Quarts)
1307010	1 Case (12 Quarts)
1307014	1 Case (4 Individual Gal.)
1307015	5-Gallon Pail w/Spout
1307020	55-Gallon Drum

UNDER-THE-SEAT EMERGENCY REPAIR KIT

Contains the most frequently used on-the-job repair parts. Avoid long waits and afterhour downtime. Kit is packaged in a sturdy polyethylene box designed for under-the-seat storage.



PART NO.	DESCRIPTION
1302297	Emergency Kit for Western®

REPAIR KIT CONTAINS:

QTY	PART NO.	DESCRIPTION	OEM PART NO.
1	1302205	Trip Spring	23039
1	1306317	Motor Relay (Solenoid)	56131K-1
1	1304227	Hose w/FJIC ends, 1/4" x 42"	56616-1
1	1304229	Hose w/FJIC ends, 1/4" x 16"	56617
1	1304238	Elbow kit, 90°-6M O-Ring/MJIC	56615-1
1	1302005	Eyebolt w/ Nuts	90493K
1	1302252	Cotter, Hairpin, 5/32" x 3 3/4"	91965K
1	-	Clevis Pin, 3/4" x 3-1/2"	93063K
2	-	Carriage Bolts, 1/2"-13 x 1 3/4"	90238
2	-	Hex Locknut, 1/2"-13	91335

#40 CHAINS FOR WESTERN® SPREADERS



1304435



1304436




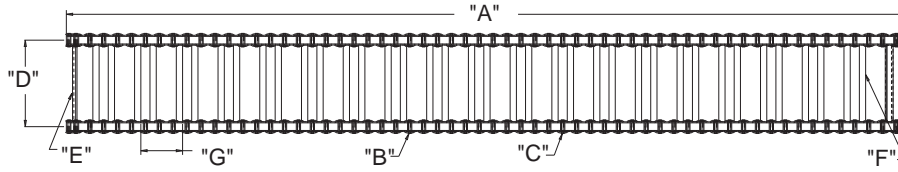
1304437

PART NO.	DESCRIPTION	OEM PART NO.
1304435	#40 Roller Chain w/Master Link (Gas Striker/Steel Caster)	96518
1304436	#40 Chain Master Link (Gas Striker/Steel Caster)	95894
1304437	#40 Chain Half Link	-



HOPPER SPREADER REPLACEMENT CHAINS

CONVEYOR CHAIN REPLACEMENT FOR HOPPER SPREADERS



SPREADER PARTS

PART NO.	BRAND	MODEL	OEM PART NO.	(A) CHAIN LENGTH/ (B) CHAIN LINKS	(C) PITCH NO.	(D) CENTER TO CENTER	(E) BAR QTY.	(F) CROSS BAR DIM.	(G) BAR SPACING	WT (LBS.)
1450110	Air-Flo	PS-8E	40012	8'/123	662	10-1/2"	41	3/4" x 1/4"	5"	53
1450111	Air-Flo	PSV-8E	A40142-40155	8'/126	662	9-3/4"	41	3/4" x 1/4"	5"	70
1450120	Air-Flo	PS10E	A40092	10'/154	662	10-1/2"	51	3/4" x 1/4"	5"	87.
1450150	Air-Flo	AF-24D	60065	10'/114	667X	20-1/2"	57	1-1/2" x 3/8"	4 1/2"	266
1450151	Air-Flo	AF-2000	10-SS6E-SS	10'/114	667X	21-1/4"	57	1-1/2" x 3/8"	4 1/2"	280
1450155	Air-Flo	AF-24D	60067	12'/138	667X	20-1/2"	69	1-1/2" x 3/8"	4 1/2"	319
1450156	Air-Flo	AF-2000	12-SS6E-SS	12'/138	667X	21-1/4"	69	1-1/2" x 3/8"	4 1/2"	331
1450160	Air-Flo	AF-24D	60069	14'/160	667X	20-1/2"	80	1-1/2" x 3/8"	4 1/2"	372
1450161	Air-Flo	AF-2000	14-SS6E-SS	14'/160	667X	21-1/4"	80	1-1/2" x 3/8"	4 1/2"	386
1450171	Air-Flo	Flo 'N Dump	70074	10'/94	667XH	30"	94	1-1/2" x 1/2"	2-1/4"	700
1450173	Air-Flo	Flo 'N Dump	70076	12'/114	667XH	30"	114	1-1/2" x 1/2"	2-1/4"	849
1450175	Air-Flo	Flo 'N Dump	70078	14'/136	667XH	30"	136	1-1/2" x 1/2"	2-1/4"	1,013
1450190	Curtis	TS17/TS25	1TS17-E15	8'/132	662	10-5/8"	44	1" x 1/4"	5"	60
1451110	Fisher*	RC	9177	8'/123	662	10-1/2"	41	3/4" x 3/16"	5"	51
1451111	Fisher	HC	68474	8'/123	662	14"	41	3/4" x 3/16"	5"	70
1451112	Fisher	Steel Caster & Poly Caster	94898	8'/108	662	14"	36	3/4" x 3/16"	5"	62
1451113	Fisher	HC	68435	10'/159	662	14"	41	1" x 1/4"	5"	88
1452110	Flink	LMC-6A	25353	8'/92	667H	14-1/4"	31	1" x 1/4"	7"	74
1452150	Flink	LMC-5H	20096	10'/118	667X	21-1/8"	59	1-1/2" x 3/8"	4 1/2"	270
1453108	Down Easter	MID-SIZE	SPGV110A	8'/123	662	12-1/4"	41	3/4" x 3/16"	5"	70
1453110	Hiniker	540/640	401-00336	8'/90	667H	11-1/2"	30	3/4" x 1/4"	7"	60
1453112	Down Easter	MID-SIZE	SPGV110A	10'/160	662	12-1/4"	41	1" x 1/4"	5"	88
1453115	Tarco	Highlander Jr.	23652-1	8'/123	662	12"	41	1" x 1/4"	5"	66
1453120	Tarco	HLHY210	30137-10A	10'/121	667X	21-1/2"	60	1-1/2" x 3/8"	4 1/2"	256
1453160	Good Roads	Series 3	90000926	10'/121	667X	22-1/2"	60	1-1/2" x 3/8"	4 1/2"	260
1453168	Good Roads	Series 3	90000930	14'/169	667X	22-1/2"	80	1-1/2" x 1/4"	4 1/2"	296
1454110	Henderson	FSP	61201	8'/123	662	11-1/4"	41	3/4" x 1/4"	5"	58
1454112	Henderson	FSP	61201-77034	10'/160	662	11-1/4"	53	3/4" x 1/4"	5"	73
1454123	Henderson	FSM	—	8'/124	662	13-3/4"	41	1" x 1/4"	5"	70
1454124	Henderson	FSM	—	9'/138	662	13-3/4"	46	1" x 1/4"	5"	88
1454125	Henderson	FSM	—	10'/150	662	13-3/4"	50	1" x 1/4"	5"	97
1454150	Henderson	FSH	77467-77468	10'/112	667X	21-1/8"	56	1-1/2" x 1/4"	4 1/2"	193
1454155	Henderson	FSH	77471-77472	12'/142	667X	21-1/8"	71	1-1/2" x 3/8"	4 1/2"	232
1454160	Henderson	FSH	77470	14'/164	667X	21-1/8"	82	1-1/2" x 3/8"	4 1/2"	271
1455110	Hi-Way	P	34066	8'/123	662	10-3/8"	41	3/4" x 3/16"	5"	51
1455113	Hi-Way	Super P	79305	8'/123	662	14-1/4"	41	1" x 1/4"	5"	78
1455115	Hi-Way	Super P	84723	10'/159	662	14-1/4"	53	1" x 1/4"	5"	98
1455150	Hi-Way	E-2020	12993	10'/112	667X	21-1/4"	56	1-1/2" x 3/8"	4 1/2"	253
1455155	Hi-Way	E-2020	12995	12'/138	667X	21-1/4"	69	1-1/2" x 3/8"	4 1/2"	303
1455160	Hi-Way	E-2020	39605	14'/160	667X	21-1/4"	80	1-1/2" x 3/8"	4 1/2"	354

*All pintle chains are dipped in black oxide paint. Extra chain pin and cotter included.
When shortening Chains, we recomend ordering (2) extra repair links.


HOPPER SPREADER REPLACEMENT CHAINS

CONVEYOR CHAIN REPLACEMENT FOR HOPPER SPREADERS, CONTINUED


PART NO.	BRAND	MODEL	OEM PART NO.	(A) CHAIN LENGTH/ (B) CHAIN LINKS	(C) PITCH NO.	(D) CENTER TO CENTER	(E) BAR QTY.	(F) CROSS BAR DIM.	(G) BAR SPACING	WT (LBS.)
1455200	Monroe	MSPV	05036017	8'/124	662	12-7/8"	41	1" x 1/4"	5"	71
1455210	Monroe	MSPV	05036263	10'/152	662	12-7/8"	50	1" x 1/4"	5"	91
1455215	Monroe	MSPV	05036263	10'/118	667X	20-1/2"	89	1-1/2" x 3/8"	4 1/2"	253
1456110	Sno-Way	V & EV	96104740	8'/123	662	13-1/2"	41	3/16" x 1"	5"	57
1457110	Swenson	PV358/6318	0404301600	8'/95	667H	12-3/4"	24	1" x 1/4"	9"	57
1457110	Meyer	PV358	63181	8'/95	667H	12-3/4"	24	1" x 1/4"	9"	57
1457112	Swenson	MDV	04043-075-08	8'/92	667H	12-3/4"	45	1" x 1/4"	9"	83
1457112	Meyer	MDV	62343	8'/92	667H	12-3/4"	45	1" x 1/4"	9"	83
1457115	Swenson	MDV	04043-075-09	9'/102	667H	12-3/4"	50	1" x 1/4"	9"	92
1457115	Meyer	MDV	62344	9'/102	667H	12-3/4"	50	1" x 1/4"	9"	92
1457120	Swenson	MDV	04043-043-00	10'/112	667H	12-3/4"	55	1" x 1/4"	5"	89
1457120	Meyer	MDV	62345	10'/112	667H	12-3/4"	55	1" x 1/4"	5"	89
1457150	Swenson	EV100	0404503700	10'/119	667X	20-1/4"	59	1-1/2" x 1/4"	4 1/2"	209
NEW 1457152	Swenson	EV100	0404503700	12'/119	667X	20-1/4"	59	1-1/2" x 1/4"	4 1/2"	329
1457155	Swenson	EV150/200	0404507300	10'/119	667X	20-1/4"	59	1-1/2" x 3/8"	4 1/2"	260
1457157	Swenson	EV100/150/200	0404513700	11'/130	667X	20-1/4"	60	1-1/2" x 3/8"	4 1/2"	230
1457160	Swenson	EV100/150/200	0404539006	12'/142	667X	20-1/4"	71	1-1/2" x 3/8"	4 1/2"	312
1457165	Swenson	EV100/150/200	0404539008	14'/164	667X	20-1/4"	82	1-1/2" x 3/8"	4 1/2"	364
1457166	Swenson	EV100/150/200	04045390--	15'/188	677X	20-1/4"	94	1-1/2" x 3/8"	4 1/2"	417
1458110	Smith II	Series II	120-7A	8'/125	662	10-1/2"	42	1" x 1/4"	5"	55
1458115	Smith II	Series II	55416HC	10'/118	667X	21"	59	1-1/2" x 3/8"	4 1/2"	250
1458200	Tenco	Tenco	523200643	10'/112	667H	15-1/2"	56	1-1/4" x 3/8"	4.64"	175
1458210	Torwell	Economizer	E15	8'/132	662	10-5/8"	44	1" x 1/4"	5"	60
1458213	Torwell	Torwell	T140100	10'/118	667X	15"	59	1-1/2" x 3/8"	4 1/2"	179
1458215	Torwell	Torwell	T140102-10	10'/118	667X	21"	59	1-1/2" x 3/8"	4 1/2"	250
1459100	Warren	AC1410/20	22004432	8'/129	662	11-1/4"	43	1" x 1/4"	5"	74
1459110	Western*	RC	65183	8'/123	662	10-1/2"	41	3/4" x 3/16"	5"	51
1459111	Western	HC	68474	8'/123	662	14"	41	3/4" x 3/16"	5"	70
1459112	Warren	E/AC-2420	22004432SP	10'/118	667X	20-1/2"	89	1-1/2" x 3/8"	4 1/2"	253
1459113	Western	HC	68435	10'/159	662	14"	41	1" x 1/4"	5"	88
1459114	Western	Strkyer/Tornado	94898	8'/108	662	14"	36	3/4" x 3/16"	5"	62

*All pintle chains are dipped in black oxide paint. Extra chain pin and cotter included. When shortening Chains, it is recommended ordering (2) extra repair links.


CONVEYOR CHAIN REPAIR LINK WITH HARDWARE



1401100RL (662)



1401101RL (667H)



1401102RL (667X)

PART NO.	DESCRIPTION	WT (LBS.)
1401100RL	Link, 662 Conveyor Chain Repair	0.17
1401101RL	Link, 667H Conveyor Chain Repair	0.17
1401102RL	Link, 667X Conveyor Chain Repair	0.17

VIBRATOR KITS

Kit Includes

- Vibrator
- Wire Harness
- Fuse Holder
- Switch
- Install Hardware



3008046 Vibrator Kit

3013659 Vibrator Kit

PART NO.	DESCRIPTION
3008076	Vibrator, 80 lbs force
3008241	Vibrator Kit, 80 lbs. force *Compares to SnowEx™ D6174
3007416	Vibrator, 200 lbs. force
3008046	Vibrator Kit, 200 lbs. force for 1-3 cu. yds. Spreaders
3012081	Vibrator Only, 400 lbs. force
3013659	Vibrator Kit, 400 lbs. force for 4 cu. yds. Spreaders
3019166	Vibrator Only, 900 lbs. force
3031539	Vibrator Kit, 900 lbs. force

SPREADER CONVEYOR MOTOR, 12V

- 40 AMP w/ load
- 6 Amp no load
- CW or CCW
- 1,800 RPM
- 1/2 HP+
- 56C motor frame



PART NO.	DESCRIPTION
9031200	Spreader Motor, 12V, 5/8" Shaft

Compares to: Arctic® AG6E, AG8E, AG10E, 90151N; Blizzard Ice Chaser® - 95755-1; Curtis SnoPro 550 Series - 1CS6E-M; Fisher Polycaster® - 195755, 95755-1, 95755-2; Sno-Way V Box Electric® - 96113617, 96111764; Western Tornado® - 95755, 95852

SPINNER MOTOR, 12V

- 12V
- Spinner w/10-COG Pulley
- 1/2" Shaft
- 3-1/2" Dia. body
- Prewired male blade type connectors
- Commonly used with 9031200 conveyor motor



PART NO.	DESCRIPTION
9031201	Spreader Motor, 12V, 5/8" Shaft

Compares to: Blizzard®, Fisher®, Western® 78300

SPINNER MOTOR, 12V

- 12V
- 5/8" shaft with 1/4" cross-drilled hole
- 1/2 HP industrial
- Replaces Meyer P.M. Motor 34102 for Blaster series 350, 350S, 750R, 750RS and Swenson 04150-051-00



PART NO.	DESCRIPTION
9031202	Spreader Motor, 12V, 5/8" Shaft

CLUTCH ASSEMBLY, UNIVERSAL, 1" SHAFT

- 12 VDC high torque clutch assembly has 1 inch shaft.
- 6A, 47 watts.



PART NO.	DESCRIPTION
1401150	Clutch Assy. Elec. 12 VDC

Compares to: Air-Flo A40032; Henderson 51873; Swenson 04138-017-00; Hi-Way 41719; Meyer 61167; Fisher 9207; Western 65212; Hiniker 80302223; Hiniker 80302146; Ogora 51509; Boss PMV0107; Boss PMV1013; Monroe 00069497; Monroe 05050107; Down Easter SPN104C; Torwell E22

ELECTRIC THROTTLE MOTOR



1411907 shown with mounting bracket

PART NO.	DESCRIPTION
1411907	Electric Throttle Motor w/Terminals
1410713	Electric Throttle with Brackets for B&S Gas Engines

STARTER MOTOR

- 12VDC
- CCW
- 14 Tooth Pinion
- Replaces OEM Part No. 693551



PART NO.	DESCRIPTION
1410719	Starter Motor. Briggs & Stratton

BATTERY, 12V


- 12V
- 20 A
- 275 CCA Gel Cell
- 7.125" L x 3" H x 6.575" H



PART NO.	DESCRIPTION
1410717	Battery, 12V

UNIVERSAL SPREADER REPLACEMENT PARTS

DRIVE COMPONENT PARTS (FOR FULL-SIZE SPREADERS)



3010057/3010863



3010846



3019690



4F32SCR

PART NO.	DESCRIPTION	WT (LBS.)
3010034	1-1/2" Idler Shaft, 28" Long	5.0
3010057	50:1 Gearbox w/2" Shaft	97.0
3010845	Sprocket, 8-Tooth, 2" for 667X Chain	7.6
3010846	Sprocket, 8-Tooth, 1-1/2" for 667X Chain	7.7
3010863	25:1 Gearbox w/2" Shaft	139
3010603	1.5" HD Takeup Bearing	6.8
3019690	6:1 Gearbox, Spur Gears	64
4F32SCR*	2" Flange Bearing, 4-Bolt, 5-1/8" Centers	6.9

*Compares to Swenson® 04080-04700, Warren™ 70030046

YELLOW POLYURETHANE REPLACEMENT SPINNERS

- 1/4" thru hole
- Fin height - 2.25"



1308907

PART NO.	DESCRIPTION
1308900	Spinner Yellow Poly, 18" dia. CCW
1308901	Spinner Yellow Poly, 18" dia. CW
1308902	Spinner Yellow Poly, 18" dia. Straight
1308903	Spinner Yellow Poly, 20" dia. CCW
1308904	Spinner Yellow Poly, 20" dia. CW
1308905	Spinner Yellow Poly, 20" dia. Straight
1308906	Spinner Yellow Poly, 24" dia. CCW
1308907	Spinner Yellow Poly, 24" dia. CW
1308908	Spinner Yellow Poly, 24" dia. Straight


UNIVERSAL REPLACEMENT SPINNERS & HUBS



9240016A - 18"



9240020 - 20"



3022224 - 20"



924F0017A



924F0017T

PART NO.	DESCRIPTION
9240016	Universal Spinner, 18" dia., Poly, CCW
9240016A	Universal Spinner, 18" dia., Poly, CW
9240020	Universal Spinner, 20" dia., Poly, CCW
PART NO.	DESCRIPTION
3022224	Spinner, 20", SST, CCW (fits 924F0017A or -T)
3022198	Spinner, 20", SST, CW (fits 924F0017A or -T)
PART NO.	DESCRIPTION
924F0017A	Univ. Spinner Hub (keyed & cross drilled) 1 1/2" H
924F0017T	Univ. Spinner Hub (keyed & cross drilled) 2-7/8" H

SPINNER DISK/SPINNER HUB



1308890

PART NO.	DESCRIPTION	OEM PART NO.
1308890	Spinner, 12-3/4" OD Poly Straight, 1" Shaft	06005 Swenson
PART NO.	DESCRIPTION	OEM PART NO.
3008045	Spinner Disk, 11-1/2" OD Poly, 1" Shaft	14004 Air-Flo
3008632	Spinner Hub, Universal, 1" shaft, 3" H for mid & full size hopper spinners	

TAILGATE SPREADER AUGER BEARINGS



PART NO.	DESCRIPTION	OEM PART NO.	WT (LBS.)
AB2H16F	Bearing, 2-Hole Mount, 1" ID, 3" C-C	M-60290	1.0
AB3H20F	Bearing, 3-Hole Mount, 1-1/4" ID, 3-5/8 C-C	M-61465 S-04080005700	1.2
9240086	Bearing, 2-Hole Mount, 1-1/4" ID, 3-5/8" C-C	M-61499 S-0408000500	1.0
AB2H18S	Bearing, 2-Hole Mount, 1-1/8" ID, 4-19/32" C-C	W-94953 Conv.	2.3
AB2H20S	Bearing, 2-Hole Mount, 1-1/4" ID, 4-3/4" C-C	H-78499	2.5


*M=Meyer, H=Henderson, W=Western, S=Swenson

SIDE SPILL SHIELDS FOR MUNICIPAL SPREADERS



PART NO.	DESCRIPTION	WT (LBS.)
1492144	Spill Shield, 2' x 12' Belted 3/8" Thick Rubber (each)	56
1492168	Spill Shield, 2' x 14' Belted 3/8" Thick Rubber (each)	65

FRONT SHIELD FOR MUNICIPAL SPREADERS



PART NO.	DESCRIPTION	WT (LBS.)
3022963	Front Spill Shield, Stainless Steel, Bolt-On or Weld-On	82

JACK ASSEMBLY



3010443



3010310 (Jack Only)



3036648 (Handle Assembly)

PART NO.	DESCRIPTION	WT (LBS.)
3010443	Jack Assembly	13.70
3010310	Jack Only	45.69
3036648	Handle Assembly Only (handle, U-joint bearing, & hardware)	6.55

V-BOX REMOTE IDLER BEARING GREASE KIT

- Idler Bearings
- Drive Bearing
- Screw Jack



PART NO.	DESCRIPTION	WT (LBS.)
3020624	V-Box Remote Grease Kit, 3-line, For Spreaders 11'+	8.00
3032586	V-Box Remote Grease Kit, 3-Line, For Spreaders 9'-10'	21.00

SPREADER PARTS AND ACCESSORIES

SIDE FOLDING SPREADER LADDER



PART NO.	DESCRIPTION	WT (LBS.)
9331000	Folding Ladder, MDS, SST	61

UNIVERSAL FOLDING SPREADER LADDER

- 16.25"x76"



PART NO.	DESCRIPTION	WT (LBS.)
3022060	Universal Folding Spreader Ladder, Stainless Steel, Full Size	36

V-BOX CHAIN LUBRICATOR KIT


KIT INCLUDES:

- Oil system tank
Dimension: 13.85"x5.00"x4.75"
- 18 Ft. clear hose
- Breather cap #HBF16
- Hardware kit



PART NO.	DESCRIPTION	WT (LBS.)
3020625	V-Box Chain Lubricator Kit, SS	8.00

MUNICIPAL V-BOX CRANK-UP CHUTE KIT



PART NO.	DESCRIPTION
3020626	V-Box Crank-Up Chute Kit, Included Mounting Post and Hardware


TAILGATE LOCK KIT



3008560

PART NO.	DESCRIPTION	WT (LBS.)
3008560	Tailgate Lock Kit, Steel	40.0
3036588	Tailgate Lock Kit, Stainless Steel	33.0

BEACON MOUNT BRACKET



SL660A not included

PART NO.	DESCRIPTION	WT (LBS.)
8891003	Beacon Mount Bracket, Stainless Steel	1.94


CURB GUARDS

- Highway Punch Plate Pattern.
- Heavy-duty 1/2" or 5/8" steel.
- Fits most 9' plows & all 10' plows.
- Hole pattern 3" - ctr to ctr



PART NO.	DESCRIPTION
1301800	Driver - 1/2" x 6" x 12.26"
1301805	Curbside - 1/2" x 6" x 12.26"
NEW 1301806	Driver - 5/8" x 6" x 12.26"
NEW 1301807	Curbside - 5/8" x 6" x 12.26"
1301815	Universal - 1/2" x 6" x 10"
1301816	Universal - 1/2" x 8" x 10"
1301818	Universal - 5/8" x 8" x 10"
NEW 1301820	Universal - 5/8" x 6" x 10"
NEW 1301821	Universal - 3/4" x 8" x 10"

STEEL CUTTING & COVER EDGES: HIGHWAY PUNCH*



**Carbide tip

PART NO.	DESCRIPTION
1317017	5/8" x 6" x 24" STD HWY
1317018	5/8" x 6" x 24" STD HWY-CTSK
1317019	5/8" x 6" x 36" STD HWY-CTSK
1317007	5/8" x 6" x 48" STD HWY-CTSK
1317006	5/8" x 6" x 108" STD HWY
1301281	5/8" x 6" x 120" STD HWY
1317000	5/8" x 6" x 120" STD HWY-CTSK
1317001	5/8" x 6" x 132" STD HWY
1317026	5/8" x 6" x 144" STD HWY
1317005	5/8" x 8" x 96" STD HWY
1317025	5/8" x 8" x 96" STD HWY-CTSK
1317004	5/8" x 8" x 108" STD HWY
1317021	5/8" x 8" x 108" STD HWY-CTSK
1317002	5/8" x 8" x 120" STD HWY
1317012	5/8" x 8" x 120" STD HWY-CTSK
1317003	5/8" x 8" x 132" STD HWY
1317023	5/8" x 8" x 132" STD HWY-CTSK
1303542	5/8" x 8" x 144" STD HWY
1317024	5/8" x 8" x 144" STD HWY-CTSK
1317013	3/4" x 6" x 24" STD HWY-CTSK
1317038	3/4" x 6" x 36" STD HWY-CTSK
1317039	3/4" x 6" x 48" STD HWY-CTSK
1317014	3/4" x 8" x 48" STD HWY
1317015	3/4" x 8" x 60" STD HWY
1317016	3/4" x 8" x 72" STD HWY
1317008	3/4" x 8" x 108" STD HWY-CTSK
1317009	3/4" x 8" x 120" STD HWY-CTSK
1317010	3/4" x 8" x 132" STD HWY-CTSK
1317011	3/4" x 8" x 144" STD HWY-CTSK
1317040	3/4" x 6" x 36" Carbide-CTSK**
1317041	3/4" x 6" x 48" Carbide-CTSK**
1301280	1/2" x 6" x 120" STD HWY (Cover Edge)
1317046	1/2" x 6" x 132" STD HWY (Cover Edge)
1317047	1/2" x 6" x 144" STD HWY (Cover Edge)

*See pgs. 117-118 for detailed dimensions.

YELLOW POLYURETHANE CUTTING EDGES



PART NO.	DESCRIPTION	WT. (LBS)
1312505	1-1/2" x 8" x 96", no holes	48.0
1312510	1-1/2" x 8" x 108", no holes	54.0
1312515	1-1/2" x 8" x 120", no holes	59.0
NEW 1312520	1-1/2" x 8" x 132", no holes	64.9
NEW 1312525	1-1/2" x 8" x 144", no holes	70.8

BLACK UHMW POLYETHYLENE CUTTING EDGES



PART NO.	DESCRIPTION	WT. (LBS)
1312534	1" x 6" x 80", no holes	16.3
1312536	1" x 6" x 90", no holes	18.4
1312537	1" x 6" x 96", no holes	19.6

RUBBER CUTTING EDGES



PART NO.	DESCRIPTION
1312546	1-1/2" x 10" x 108", STD HWY PUNCH
1312547	1-1/2" x 10" x 120", STD HWY PUNCH
1312548	1-1/2" x 10" x 132", STD HWY PUNCH
1312549	1-1/2" x 10" x 144", STD HWY PUNCH

CUTTING EDGE NUTS & BOLTS



FCB063011400
5/8" x 4"

FCB063011251
5/8" x 2.5"

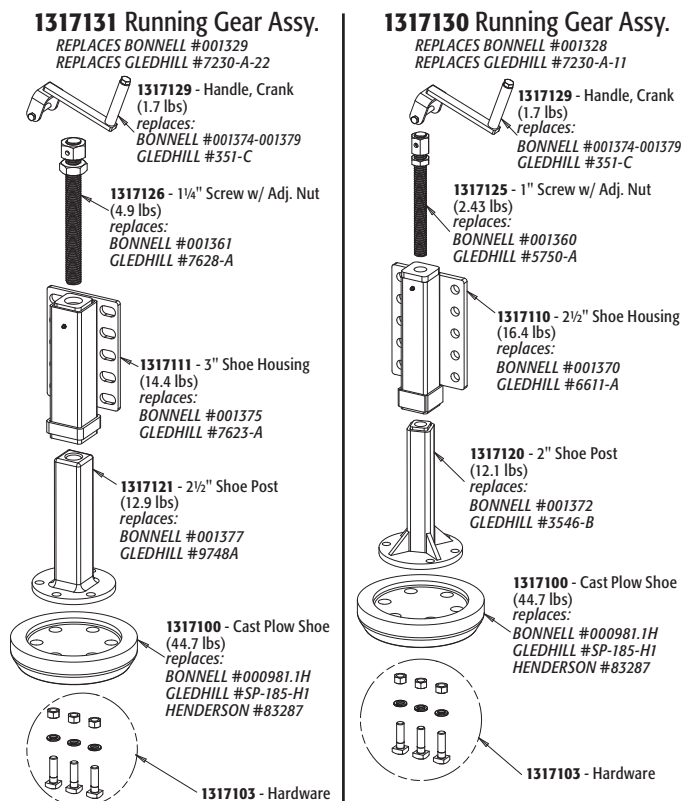
PART NO.	DESCRIPTION	WT. (LBS)
FCB063011400	Zinc Carriage Bolt	.20
FNE063011069	Nylon Lock Nut	.08
FCB063011251	Black Plow Bolt	.27



PART NO.	DESCRIPTION	WT. (LBS)
16360471	Set of 14 (5/8" x 4") Zinc Carriage Bolts	8

MUNICIPAL HIGHWAY PLOW PARTS AND ACCESSORIES

PLOW RUNNING GEAR ASSEMBLY



PART NO.	DESCRIPTION
1317130	Plow Assy. Running Gear w/ Shoe, 2-1/2"
1317131	Plow Assy. Running Gear w/ Shoe, 3"

PLOW RUNNING GEAR ASSEMBLY PARTS

PART NO.	DESCRIPTION	PART NO.	DESCRIPTION
1317110		1317125	
1317111		1317126	
1317120		1317129	
1317121			

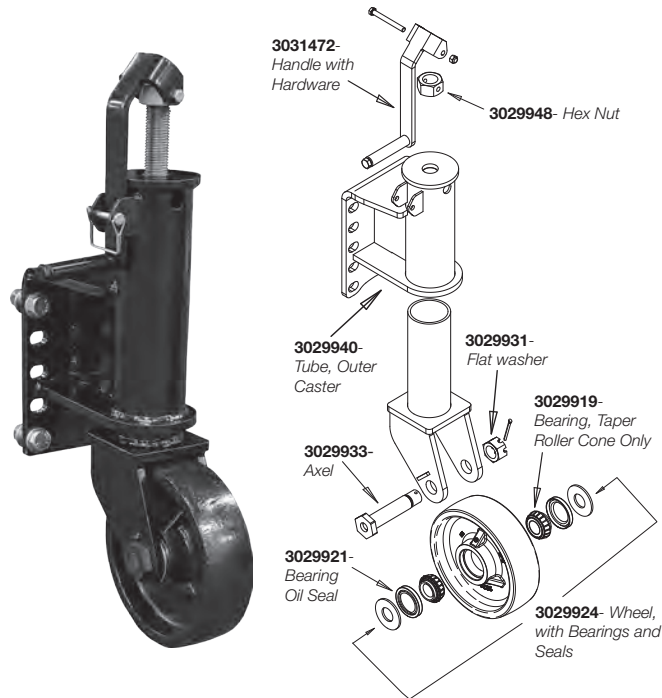
CAST UNIVERSAL SNOWPLOW SHOES

- Plow Shoe, Universal
- 6" bolt centers
- 3/4" square holes
- 10.625" diameter x 2.34" thick



PART NO.	DESCRIPTION
1317100	Shoe, Plow, Cast, Universal, 3/4" Sq Hole
1317103	Hardware Kit for 1317100

PLOW CASTER ASSEMBLY




PART NO.	DESCRIPTION
1317132	10" Muni Plow Caster Assembly

PLOW CASTER ASSEMBLY PARTS

NEW

PART NO.	DESCRIPTION
3029924	Caster Wheel, W/ Bearing and Seals
3029933	Caster Axle, Zinc
3029931	Flat Washer, 1-1/8", USS, Zinc
3029921	Oil Seal, Bearing
3029919	Bearing, Taper Roller, Cone only
3029940	Tube, Outer Caster
3029948	Hex Nut, 1.25-7 w/ Thru Hole
3031472	Handle, with Hardware

CAST PLOW SHOE



PART NO.	DESCRIPTION	OEM NUMBER
1317140	6" Cast Plow Shoe	Gledhill™ # 15646-C
1317141	8" Cast Plow Shoe	Gledhill™ # 15647-C

CHAIN LIFT PLOW BLOCK

- Works with 7/16" - 1/2" chain



1317119



16360380

PART NO.	DESCRIPTION	REPLACES OEM NUMBER
1317119	Chain Lift Plow Block	Gledhill™ # 7620-B

PART NO.	DESCRIPTION	REPLACES OEM NUMBER
16360380	Chain Block Kit with Chain and Shackles	Gledhill™ # 7620-B

LIFT CHAIN SPRING

- Reduces shock and wear on plow lift components



PART NO.	DESCRIPTION
1317288	Muni Plow Lift Chain Spring


TRIP EDGE CURB GUARD

- 4-1/2" Dia.
- 1-3/8" Thick
- 1-1/4" x 6" Post



PART NO.	DESCRIPTION	OEM NUMBER
1317150	Trip Edge Curb Guard	Henderson® 95001

PLOW QUICK HITCH ATTACHMENTS



1317210



1317200

PART NO.	DESCRIPTION
1317200	Quick Hitch, Plow Portion, Drop Pin Style (works on various Highway plows)
1317210	Quick Hitch, Truck Portion, Drop Pin Style (works on various Highway plows)
1317260	21" Swivel Adapter, Pin Ear
1317262	30.5" Swivel Adapter, Pin Ear
1317263	Penn DOT Style Swivel Adaptor

HUSTINGS STYLE PLOW HITCH ASSEMBLIES



1317212



1317214



1317222

PART NO.	DESCRIPTION
1317212	29" Truck Side
1317214	29" Plow Portion
1317216	34" Truck Side
1317218	34" Plow Portion
1304520	3" x 10" Single Acting Lift Cylinder
1304512	3" x 10" Double Acting Lift Cylinder
1317222	Roller Kit

MUNICIPAL PLOW PARTS

MUNICIPAL HIGHWAY PLOW PARTS AND ACCESSORIES

PIN EAR HITCH PLOW ASSEMBLY



PART NO.	DESCRIPTION
1317250	Hitch Assembly, Pin Ear, 3" dia. DA Cylinder

BLANK HITCH PLOW ASSEMBLY



PART NO.	DESCRIPTION
1317220	Hitch Assembly, Blank, 3" dia. DA Cylinder

DROP PIN HITCH PLOW ASSEMBLY



PART NO.	DESCRIPTION
1317230	Hitch Assembly, Drop Pin, 3" dia. DA Cylinder

BUMPER TO FRAME HITCH MOUNT KIT




PART NO.	DESCRIPTION
1317240	Bumper to Frame Hitch Mount Kit

TILT DROP PIN HITCH PLOW ASSEMBLY



PART NO.	DESCRIPTION
1317235	Tilt, Drop Pin, 3" dia. DA Cylinder

TILT PIN EAR HITCH PLOW ASSEMBLY



PART NO.	DESCRIPTION
1317255	Tilt, Pin Ear, 3" dia. DA Cylinder

TILTING QUICK HITCH PLOW ASSEMBLY



PART NO.	DESCRIPTION
1317265	Tilting Quick Hitch

PENN DOT STYLE HITCH PLOW ASSEMBLY



PART NO.	DESCRIPTION
1317280	Penn DOT Style, Hitch Assembly

BUMPER TO AXLE DROP PIN HITCH ASSEMBLY

- Cylinder sold separately



PART NO.	DESCRIPTION
1317270	Bumper to Axle, Drop Pin, No Cylinder

BUMPER TO AXLE PIN EAR HITCH ASSEMBLY

- Cylinder sold separately



PART NO.	DESCRIPTION
1317275	Bumper to Axle, Pin Ear, No Cylinder

SINGLE- & DOUBLE-ACTING HYDRAULIC CYLINDERS FOR HIGHWAY SNOWPLOWS



Single-Acting



Double-Acting

PART NO.	DESCRIPTION	OEM PART NO.	BORE	STROKE	ACTING	C TO C RETRACTED	C TO C EXTENDED	ROD FLAT	PIN SIZE	PORT SIZE	PORT LOCATION
1304505	Standard, 1-1/2" x 10"	STD.	1-1/2"	10"	Single	17"	27"	1-1/2"	1"	1/4" NPT	Inline
1304510	Standard, 2" x 10"	STD.	2"	10"	Single	17-1/4"	27-1/4"	1-1/2"	1"	1/4" NPT	Inline
1304515	Standard, 2-1/2" x 10"	STD.	2-1/2"	10"	Single	18"	28"	1-1/2"	1"	3/8" NPT	90°
1304520	Standard, 3" x 10"	STD.	3"	10"	Single	18"	28"	1-1/2"	1"	3/8" NPT	90°
1304530	Replaces Gledhill, 2-1/2" x 10"	PD832	2-1/2"	10"	Single	17-7/8"	27-7/8"	1-1/2"	1-1/16"	3/8" NPT	90°
1304535	Replaces Gledhill, 3" x 10"	PD937	3"	10"	Single	18-1/2"	28-1/2"	1-1/2"	3/4"(R) 1"(B)	3/8" NPT	90°
1304545	Replaces Henke, 3" x 9-1/2"	7080104	3"	9 1/2"	Double	19-1/2"	29-1/2"	1-1/2"	1"	3/8" NPT	90°
1304515	Replaces Henke, 2-1/2" x 10"	7080101	2-1/2"	10"	Single	18"	28"	1-1/2"	1"	3/8" NPT	90°
1304510	Replaces Henke, 2" x 10"	7080103	2"	10"	Single	17-1/4"	27-1/4"	1-1/2"	1"	1/4" NPT	Inline
1304510	Replaces Good Roads, 2" x 10"	61200344	2"	10"	Single	17-1/4"	27-1/4"	1-1/2"	1"	1/4" NPT	Inline
1304515	Replaces Good Roads, 2-1/2" x 10"	62100383	2-1/2"	10"	Single	18"	28"	1-1/2"	1"	3/8" NPT	90°
1304520	Replaces Good Roads, 3" x 10"	62101007	3"	10"	Single	18"	28"	1-1/2"	1"	3/8" NPT	90°
1304550	Replaces Good Roads, 3" x 10"	99806239	3"	10"	Double	20"	30"	1-1/2"	1"	3/8" NPT	90°
1304505	Replaces Schmidt (Wausau), 1-1/2"x10"	W9C03493	1-1/2"	10"	Single	17"	27"	1-1/2"	1"	1/4" NPT	Inline
1304510	Replaces Schmidt (Wausau), 2"x10"	W9C04057	2"	10"	Single	17-1/4"	27-1/4"	1-1/2"	1"	1/4" NPT	Inline
1304505	Replaces Valk, 1-1/2" x 10"	CS1510	1-1/2"	10"	Single	17"	27"	1-1/2"	1"	1/4" NPT	Inline
1304510	Replaces Valk, 2" x 10"	CS2010	2"	10"	Single	17-1/4"	27-1/4"	1-1/2"	1"	1/4" NPT	Inline
1304512	Replaces Henderson	81863	3"	10"	Double	18-1/2"	28-1/2"	1-1/2"	1"	#8 SAE	Inline
1304514	Replaces Henderson	81864	4"	10"	Double	18-1/2"	28-1/2"	1-1/2"	1"	#8 SAE	Inline
1304515	Replaces Valk, 2-1/2" x 10"	CS2510	2-1/2"	10"	Single	18"	28"	1-1/2"	1"	3/8" NPT	90°
1304520	Replaces Valk, 3" x 10"	CS3010	3"	10"	Single	18"	28"	1-1/2"	1"	3/8" NPT	90°
1304555	Replaces Valk, 4" x 10"	CD4010	4"	10"	Double	20"	30"	2"	1"	3/8" NPT	90°

MUNICIPAL PLOW PARTS

PIN ASSEMBLIES



1317180



1317181



1317182 & 1317183



1317184 & 1317185

PART NO.	DESCRIPTION	REPLACES OEM NUMBER
1317180	Pin Assy., 1" x 5"	Everest 9B0157
1317181	Pin Assy., 1" x 10-1/4"	Everest 9B0637
1317182	Pin Assy., 1-1/4" x 4"	Everest 9B0566
1317183	Pin Assy., 1-1/4" x 5"	Everest 9B0589
1317184	Pin Assy., 1-1/4" x 7-1/4"	Everest 9B0543
1317185	Pin Assy., 1-1/4" x 11"	Everest 9B0730

ATTACHING HITCH HANDLE PIN



PART NO.	DESCRIPTION	REPLACES OEM NUMBER
1317186	Attaching Hitch Handle Pin	Everest 3S0664

EVEREST ACP PIVOT PIN FOR SAFETY TRIP



PART NO.	DESCRIPTION	REPLACES OEM NUMBER
1317187	Pivot Pin For Safety Trip, 1-1/2" dia x 9"	Everest 3P1607

TRIP SPRINGS



1317105



1317106



1317107

PART NO.	DESCRIPTION	OEM NUMBER	WT. (LBS)
1317105	Trip Spring, Compression	Henderson 81646	24.4
1317106	Trip Spring	Gledhill 1980-D3 Bonnell BON-000700	16.5
1317107	Spring, Torsion, Trip Edge, 3/4" Square	Henderson H95297, HENKE 7070057, WAUSA 9C-07057	22.4

ELECTRIC-HYDRAULIC SPREADER CONTROL KITS MODELS HV715EPG & HV1030EPG

KIT INCLUDES:

- 3 function controller with LED display: spinner, auger-conveyor, electric pre-wet
- Enclosed proportional valves
- Adjustable 1-30 seconds material blast
- Wire harness
- **Garmin™ GPS Plug-in Antenna**



PART NO.	DESCRIPTION
HV715EPG	Elec-Hyd Spreader Control Kit, 7 GPM Spinner/15 GPM Auger-Conveyor
HV1030EPG	Elec-Hyd Spreader Control Kit, 10 GPM Spinner/30 GPM Auger-Conveyor
GPS1	Garmin™ GPS Unit with signal conditioner
HVC06	Controller with Ground Speed Input

ELECTRIC-HYDRAULIC SPREADER CONTROL KITS MODELS HV715EP & HV1030EP:

KIT INCLUDES:

- 12V programmable controller with detented auger-conveyor/spinner controls
- Dual LED, displays valve settings
- Momentary auger-conveyor blast button (adjustable duration)
- Electric/Hydraulic spreader valve (anodized)
- Poly "Top Hat" sealed enclosure 8-3/4" diameter x 9" high



PART NO.	DESCRIPTION
HV715EP	Elec-Hyd Spreader Valve Kit, 7 GPM Spinner/15 GPM Auger-Conveyor
HV1030EP	Elec-Hyd Spreader Valve Kit, 10 GPM Spinner/30 GPM Auger-Conveyor
HVC05	Controller

STAINLESS STEEL RESERVOIRS

- 3/4", 1", & 1-1/4" NPT return ports & 1-1/4" NPT port on reservoir front
- 2" NPT suction port (2 on 15 gal., 1 on 30 gal.)
- 3/4" NPT port on reservoir top, inside enclosure
- 10 gauge, 304 SST
- 26 GPM tank mounted return line filter, 1" port (15 gal. only)
- 50 GPM tank mounted return line filter, 1-1/4" port (30 gal. only)
- Removable valve enclosure lid and valve mounting plate
- 2" suction strainer



SMR15VESS



SMR30VESS

PART NO.	DESCRIPTION
SMR15VESS	15 Gal w/valve enclosure
SMR30VESS	30 Gal w/valve enclosure

SECTIONAL VALVES

One to eight work sections. Options include power beyond, work/anti-cavitation ports, cable connection kits (B303035) for use with our RVC Series cables. Call for quotes.

- 21GPM
 - 2,250 PSI factory set relief valve/manually adjustable to 3,200 PSI MAX flo
 - Inlet /outlet ports 3/4" straight thread 1-1/16" -12
 - Work ports 5/8" straight thread 7/8"-14
 - 3-Way detent for plow float*
 - 4-Way double acting plow angle, set at 1,800 PSI relief*
 - 4-Way double acting dump hoist, set at 500 PSI for power down relief
 - Power beyond for spreader valve
 - 204PRPB 20 GPM 4-Way with one port relief and power beyond
- *Applies to 203D4PR42PRPB Valve Only*



203D4PR42PRPB



204PRPB

PART NO.	DESCRIPTION
203D4PR42PRPB	3-Section Valve w/Power Beyond
204PRPB	4-Way Valve w/Power Beyond

HYDRAULIC SPREADER MOTORS



CM prefix =
Buyers Motor
HM prefix =
Char-Lynn® Motor

HM074P



CM004P



CM072P

PART NO.	DESCRIPTION	OEM PART NO.	WT. (LBS)
CM004P	Spinner	*M-60324 *F-462-1 *S-04101-035-00 *C-101-1001	14.0
CM004PH	w/Cross-Drilled Shaft, 4 Bolt	Henderson *M-60324	13.0
HM004P	Spinner	*F-462-1 *C-101-1001 *S-04101-035-00	8.0
HM006P	w/Cross Drilled Shaft, 2 Bolt Spinner	*W-95277 *C-101-1319	11.3
CM012P	Auger (Gear Box)	*C-101-1026	8.9
CM034P	Auger (Gear Box)	*M-61353	10.0
HM034P	Hydraulic, Auger (Gear Box)	*M-61353 *C-101-1003	10.0
HM034PS	Auger (Gear Box) with Speed Sensor		10.0
CM074P	Motor-Hyd., Auger(Direct Drive)	*M-60295 *M-62452 *F-462L *C-101-1007 *S-04101-042-00	12.5
HM074P	Motor-Hyd., Auger(Direct Drive)	*M-60295 *M-62452 *F-462L *C-101-1007 *S-04101-042-00	12.5
CM084P	Motor-Hyd., Auger(Direct Drive)	*W-95277 *C-101-1008	14.8
HM084P	Motor-Hyd., Auger(Direct Drive)	*W-95277 *C-101-1008	14.8
CM092P	Motor-Hyd., 2-Bolt, 24.9 cu.in.	White - 200400A1015	21.2

*F=Flink, M=Meyer, S=Swenson, W=Western, C=Char-Lynn, H=Henderson


HYDRAULIC SPREADER VALVES

Dual-flow regulator with built-in on/off control plus system relief and pressure compensated to 22 or 40 gpm.

- Easy installation with minimum plumbing.
- Detent hand knob for each flow control—easy to adjust flow—11 positions.



HV715



HV020



HCR050



HRV07516



HFDL075



HCVD08

PART NO.	DESCRIPTION	WT. (LBS)
HV515LS	Valve only, 5 GPM/15 GPM, #12 SAE Ports	7.0
HV1030LS	Valve only, 10 GPM/30 GPM, #12 SAE Ports	7.0
HV020	Valve only, NPT 20 GPM	7.0
HV715	Valve only, NPT 15 GPM	7.0
HV715SAE	Valve only, SAE 15 GPM	7.0
HV1030	Valve only, NPT 30 GPM	7.5
HV1030SAE	Valve only, SAE 30 GPM	7.0
HVC715	Valve & Console	21.0
HVC1030	Valve & Console	21.0
HVC1	Console only	13.5
HVKB	Repl. Knob	0.2


PART NO.	DESCRIPTION	WT. (LBS)
HCR050	1/2" Crossover Relief Valve	7.0
HCR075	3/4" Crossover Relief Valve	7.0
HRV07516	Inline Relief Valve, #12 SAE, Preset at 1650 PSI	2.2
HFDL075	Flow Divider Lever Style, 0-30 GPM	7.8
HFDL075SAE	1/2" Crossover Relief Valve	7.7
HCVD08	1/2" NPT Double Check Valve	3.2
HCVD08SAE	1/2" SAE Double Check Valve	3.2

ELECTRIC PLOW POWER UNIT W/ ROCKER SWITCHES

Complete power unit, featuring a pre-wired rocker switch control panel. The control panel provides 3-way/4-way finger tip control for Power Up, Hold, and Gravity Down of the lift cylinder. 4-way for angle plow positioning. Unit has cross over reliefs that protect the angle cylinders in the event of a collision with a hidden object. The PU3593 horizontal-mount power unit features a 1.3-quart reservoir. This unit replaces B683 and B693.



PU3593



PU3593LRV

PART NO.	DESCRIPTION	WT. (LBS)
PU3593	Electric Plow Power Unit w/Push Button Valves, 1.3 Poly Reservoir	34
PU3593A**		36
PU3593LR*	Electric 4-Way/3-Way Valve DC Power Unit, Horizontal Steel .83 Gallon Reservoir	42
PU3593LRA**		42
PU3593LRV*	Electric 4-Way/3-Way Valve DC Power Unit, 170 cu. in. 6" x 9" Vertical Steel Reservoir	34
PU3593LRA**		

* Larger reservoir models recommended for full-size municipal plows

** Buyers Products Brand

ELECTRIC UNIT REPLACEMENT SOLENOIDS

- 80 AMP
- Continuous duty
- Ground activated



1306505



17757

PART NO.	DESCRIPTION	WT. (LBS)
1306505	Insulated - fits PU5007, PU5003	0.83
1306510	Grounded - fits PU3593	0.91
17757	3 Post Solenoid, 12V Start - fits PU3593	0.91

ELECTRIC PLOW POWER UNIT WITH LEVERS

Complete power unit, featuring a 4-way/3-way manual valve for Power Up, Hold, and Gravity Down of lift cylinder. This horizontally-mounted power unit features a 1.8-quart reservoir.



PART NO.	DESCRIPTION	WT. (LBS)
PU5007	Electric Plow Power Unit w/Manual Valves	35

ELECTRIC PLOW POWER UNIT WITH MANUAL LEVERS

Same unit as above (PU5007) only without 4-way valve. For power up, hold, and gravity down. Horizontally-mounted power unit features a 1.3-quart reservoir.



PART NO.	DESCRIPTION	WT. (LBS)
PU5003	Electric Plow Power Unit w/Manual Valve	32

PLOW COUPLER DRAIN VALVE


- Relieves plow coupler pressure to disconnect plow couplers more easily
- 1/2" ORB pressure ports
- 1/4" ORB return port
- Machined billet aluminum
- Anodized finish



PART NO.	DESCRIPTION	WT. (LBS)
6241005	Plow Coupler Drain Valve	0.005

15 GALLON CENTRAL HYDRAULIC SYSTEM

15 GALLON CENTRAL HYDRAULIC SYSTEMS



STANDARD FEATURES

304 Stainless steel reservoir

For corrosion resistance

Bottom ported valves

Eliminates excessive plumbing










Pre-plumbed

For quick installation

Includes:

- In-tank return filter
- Stainless steel strainer
- Poly filler/breather assembly
- Sight temperature and level gauge
- Easily removed enclosure lid

SYSTEM OPTIONS:

VALVING FUNCTIONS	PLOW/HOIST CONTROL	SPREADER CONTROL	SYSTEM PART NO.
<p>4 FUNCTION: ELECTRIC ON/OFF</p> 	 <p>3030861- Electric ON/OFF dump/hoist control</p>	 <p>HVC05- Auger/conveyor, spinner controls with programmable blast</p> <p>HVC06- Auger/conveyor, spinner, and pre-wet controls with programmable blast with Garmin® GPS ground speed control</p>	<p>6381540</p> <p>6381541</p>
<p>6 FUNCTION: ELECTRIC ON/OFF</p> 	 <p>HVESB- ON/OFF Electric dump/hoist and plow control</p>	 <p>HVC05- Auger/conveyor, spinner controls with programmable blast</p> <p>HVC06- Auger/conveyor, spinner, and pre-wet controls with programmable blast with Garmin® GPS ground speed control</p>	<p>6381560</p> <p>6381561</p>
<p>NEW! 6 FUNCTION: ELECTRIC PROPORTIONAL</p> 	 <p>3039777- Dual axis proportional joystick for plow and dump/hoist control</p>	 <p>3039773- Auger/conveyor, spinner, pre-wet controls with programmable blast. "Open loop" or "Closed loop" operation with transmission sensor speed input</p>	<p>6381562</p>

HYDRAULICS

4- FUNCTION SYSTEMS - *ELECTRIC/HYDRAULIC ON-OFF*

PART NO.	DESCRIPTION
6381540	4-Function , 15 Gallon Capacity Manual Spreader Velocity Control

Contains:

3030998	4-Function Hybrid Valve
3030859	Wire Harness, 15', for HVE 1 Spool Valve
3030861	Switch Box for HVE 1 Spool Valve
HVC05	Electric/Hydraulic Spreader Controller
TFAN3	Polymer Filler-Strainer Breather Cap Assembly
LDR02A	Polycarbonate Oil Level Gauge with Temperature Indicator
HFA91025	26 GPM In-Tank Filter 1" NPT/10 Micron/25 PSI Bypass
HVH15	Wire Harness, 15' Valve Side

PART NO.	DESCRIPTION
6381541	4-Function , 15 Gallon Capacity GPS Ground Speed Spreader Velocity Control

Contains everything from 6381540 (except HVC05) as well as:

GPS1	Garmin® GPS Unit with Converter and Connector
HVC06	Electric/Hydraulic Spreader Controller with Ground Speed Input

6- FUNCTION SYSTEMS - *ELECTRIC/HYDRAULIC ON-OFF*

PART NO.	DESCRIPTION
6381560	6-Function , 15 Gallon Capacity Manual Spreader Velocity Control

Contains:

3030921	6-Function Hybrid Valve
HVESB	Switch Panel, Electrically Operated Sectional Valve
HVC05	Electric/Hydraulic Spreader Controller
TFAN3	Polymer Filler-Strainer Breather Cap Assembly
LDR02A	Polycarbonate Oil Level Gauge with Temperature Indicator
HFA91025	26 GPM In-Tank Filter 1" NPT/10 Micron/25 PSI Bypass
HVH15	Wire Harness, 15' Valve Side

PART NO.	DESCRIPTION
6381561	6-Function , 15 Gallon Capacity GPS Ground Speed Spreader Velocity Control

Contains everything from 6381560 (except HVC05) as well as:

GPS1	Garmin® GPS Unit with Converter and Connector
HVC06	Electric/Hydraulic Spreader Controller with Ground Speed Input

NEW! 6- FUNCTION SYSTEM - *ELECTRIC/HYDRAULIC- PROPORTIONAL*

PART NO.	DESCRIPTION
6381562	6-Function , 15 Gallon Capacity Vehicle Speed Sensor Input Spreader Control


Contains:

3043148	6-Function, Hybrid Electric Proportional Valve
3039777	Switch Panel, Electrically Operated Sectional Valve
3039773	Spreader Controller, 3-Channel
TFAN3	Polymer Filler-Strainer Breather Cap Assembly
LDR02A	Polycarbonate Oil Level Gauge with Temperature Indicator
HFA91025	26 GPM In-Tank Filter 1" NPT/10 Micron/25 PSI Bypass
HVH15	Wire Harness, 15' Valve Side

30 GALLON CENTRAL HYDRAULIC SYSTEM

30 GALLON CENTRAL HYDRAULIC SYSTEMS

FRONT



Air Proportional Tank



Electric Proportional Tank
Shown with Removable Side Panel

STANDARD FEATURES

304 Stainless steel reservoir
For corrosion resistance

Bottom ported valves

Eliminates excessive plumbing

Pre-plumbed

For quick installation

Includes:

- In-tank return filter
- Stainless Steel Strainer
- Poly filler/breather assembly
- Sight temperature and level gauge
- Easily removed enclosure lid

SYSTEM OPTIONS:


VALVING FUNCTIONS

PLOW/HOIST CONTROL

SPREADER CONTROL

SYSTEM PART NO.

6 FUNCTION:
Air Proportional



Proportional air dump/ hoist with neutral safety interlock and plow joystick control with adjustable height console and base

Shown with Optional Part No. 6391308 - 8-Function "Smart Switch" with backlit legends, LED Indicator lights, 15A load rating per switch. Sold separately.



HVC06T- TFT LCD Touch screen display controls. auger/conveyor, spinner, and pre-wet with programmable blast

or with


Additional Garmin® GPS ground speed control



6383060

6383061

NEW! 6 FUNCTION:
ELECTRIC PROPORTIONAL



Electric proportional dump/hoist neutral safety interlock and plow joystick controls with adjustable height console and base


Shown with Optional Part No. 6391308 - 8-Function "Smart Switch" with backlit legends, LED Indicator lights, 15A load rating per switch. sold separately.




3039773- Auger/conveyor, spinner, pre-wet controls with programmable blast. "Open Loop" or "Closed Loop" operation with ground speed feedback.

6383063

30 GALLON CENTRAL HYDRAULIC SYSTEM



Air Proportional Tank



Electric Proportional Tank
Shown with Removable Side Panel

6- FUNCTION SYSTEMS - AIR/HYDRAULIC PROPORTIONAL

PART NO.	DESCRIPTION
6383060	6-Function, 30 Gallon Capacity Manual Spreader Velocity Control
Contains:	
3032888	6-Function Hybrid Valve
HVC006T	Electric/Hydraulic Spreader Controller
TFAN3C	Polymer Filler-Strainer Breather Cap Assembly
LDR02A	Polycarbonate Oil Level Gauge with Temperature Indicator
HFA52525	26 GPM In-Tank Filter 1" NPT/10 Micron/25 PSI Bypass
HVH25	Wire Harness, 25' Valve Side

PART NO.	DESCRIPTION
6383061	6-Function, 15 Gallon Capacity GPS Ground Speed Spreader Velocity Control
Contains everything from 6383060 as well as:	
GPS1	Garmin® GPS Unit With Converter and Connector

NEW! 6- FUNCTION SYSTEM - ELECTRIC/HYDRAULIC- PROPORTIONAL

PART NO.	DESCRIPTION
6383063	6-Function, 30 Gallon Capacity Vehicle Speed Sensor Input Spreader Control
Contains:	
3043148	6-Function, Hybrid Electric Proportional Valve
3039773	Spreader Controller, 3-Channel
TFAN3c	Polymer Filler-Strainer Breather Cap Assembly
LDR02A	Polycarbonate Oil Level Gauge with Temperature Indicator
HFA52525	26 GPM In-Tank Filter 1" NPT/10 Micron/25 PSI Bypass

OPTIONAL PART

PART NO.	DESCRIPTION
6391308	8-Function "Smart Switch" Panel with backlit legends, LED Indicator lights, 15A load rating per switch For 6383060, 6383061, & 6383063



PRO-WINGS SNOWPLOW EXTENSIONS

- Additional 20" of blade width
- Doesn't affect plow trip.
- Fit most pickup-mounted snowplows
- Rubber edge

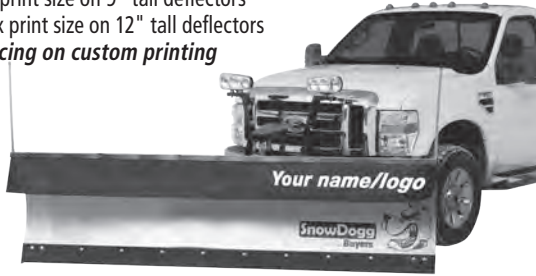
(Pro-Wings are not recommended for Meyer® 2 meter, Western® 8-1/2', or any brand 9' or 10' plows, except Meyer® 9'. Not recommended for polymer plows).
U.S. Patent No. 4-962-600



PART NO.	DESCRIPTION
PW22	Pro-Wings
PART NO.	DESCRIPTION
0020500	Replacement Rubber for Pro-Wings
3001447	Mounting Kit with Curb/Drivers Sides

CUSTOM PRINTED SNOW DEFLECTORS


- 3/8" rubber/poly blend
 - 96" - 144" lengths available
 - 7" x 20" Max print size on 9" tall deflectors
 - 10" x 20" Max print size on 12" tall deflectors
- Inquire for pricing on custom printing*



PART NO.	DESCRIPTION
1320908	Plain Deflector, .35" x 9" x 96"
1320910	Plain Deflector, .35" x 9" x 120"
1321210	Plain Deflector, .35" x 12" x 120"
1321211	Plain Deflector, .35" x 12" x 132"
1321212	Plain Deflector, .35" x 12" x 144"


THERMOPLASTIC SNOW DEFLECTOR

Can be cut to size



PART NO.	DESCRIPTION
1309035	Universal Contoured, Thermoplastic Deflector, 3/16" x 8" x 108" w/Fastners

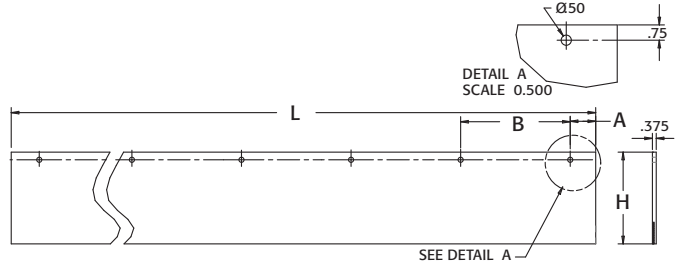
3/8" THICK BELTED RUBBER SNOW DEFLECTORS



- Universal heavy-duty belted snow deflector rubber
- Fasteners not included



close-up of belted rubber



PART NO.	DESCRIPTION	L	H	A	B	NO. HOLES	WT. (LBS)
1309046	Deflector, V-Plow	45.75	9	2.38	10.25	5	6.6
1309052	Deflector, V-Plow	51.75	9	2.38	11.75	5	7.5
1309080	Deflector	80	7	2.00	12.67	7	9.0
1309090	Deflector	90	7	3.00	12.00	8	10.1
1309096	Deflector	96	9	2.50	13.00	8	13.9
1309102	Deflector	102	9	2.63	10.75	10	14.8
1309108	Deflector	108	9	2.25	11.50	10	15.6
1309120	Deflector	120	12	3.75	10.25	11	26.4
1309132	Deflector	132	12	2.75	11.50	12	28.9
1309144	Deflector	144	12	—	—	0	31.4

BACKUP ALARMS



PART NO.	DESCRIPTION
BA0972	97 dB Backup Alarm
BA102	102 dB Backup Alarm
BA107	107 dB Backup Alarm

ROL-A-BLADE CASTER SET

- 3 Dollies per Set
- Heavy-duty powder coated base
- Independent, locking casters are replaceable
- Capacity: 350 lbs. per dolly
- Approx. size of one: 6.25" sq. x 4.75" H back, 3.5" H front
- Works for all brands and V-plows
- 2.38" wheel dia.

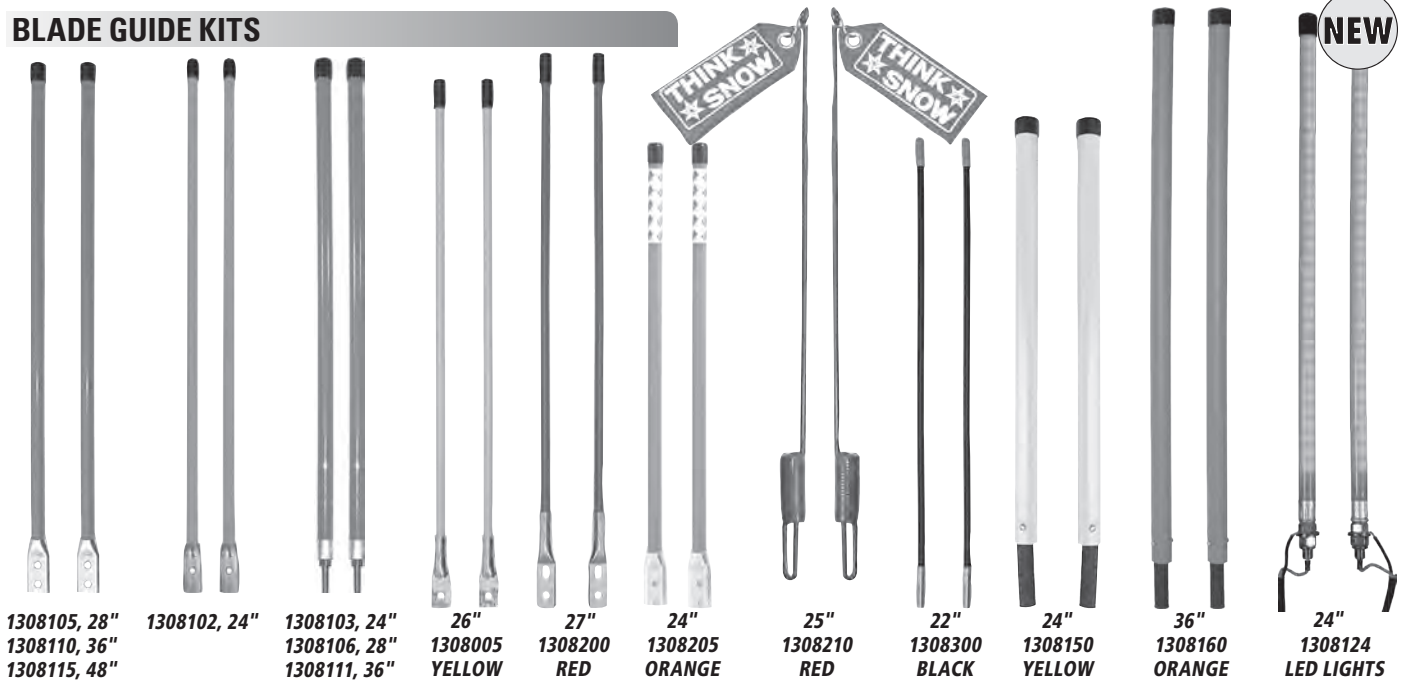


PART NO.	DESCRIPTION
1310410	Rol-A-Blade Caster Set
13104101	Caster Replacement Kit (3 standard, 1 locking)
H1310410H	Replacement Caster, Standard
H1310410D	Replacement Caster, Locking

PLOW ACCESSORIES

BLADE GUIDES

BLADE GUIDE KITS



1308105, 28" 1308102, 24" 1308103, 24" 26" 27" 24" 25" 22" 24" 36" 24"
 1308110, 36" 1308106, 28" 1308005 1308200 1308205 1308210 1308300 1308150 1308160 1308124
 1308115, 48" 1308111, 36" YELLOW RED ORANGE RED BLACK YELLOW ORANGE LED LIGHTS

FLUORESCENT NYLON ORANGE BLADE GUIDE KITS

BOLT-ON BASE

PART NO.	DESCRIPTION	WT. (LBS)
1308105	Blade Guide Kit, 3/4" x 28" (B2028)	0.8
1308107	Blade Guide Kit, 3/4" x 28", Heavy-Duty	0.8
1308110	Blade Guide Kit, 3/4" x 36" (B2036)	1.0
1308115	Blade Guide Kit, 3/4" x 48" (B2048)	1.1
1308102	Blade Guide Kit, 1/2" x 24"	0.4

3/4" STUD BASE

1308103	Blade Guide Kit, 3/4" x 24", Stud Base	0.8
1308106	Blade Guide Kit, 3/4" x 28", Stud Base	0.8
1308111	Blade Guide Kit, 3/4" x 36", Stud Base	1.0

LED BLADE GUIDE KITS

PART NO.	DESCRIPTION	WT. (LBS)
NEW 1308124	LED Blade Guide Kit, 3/4" x 24", Stud Base	2.30
NEW 1308128	LED Blade Guide Kit, 3/4" x 28", Stud Base	2.37
NEW 1308136	LED Blade Guide Kit, 3/4" x 36", Stud Base	2.51

PART NO.	DESCRIPTION	WT. (LBS)
NEW 1308126	Horizontal Adapter Kit for LED Blade Guides	— 0.58




1308124
LED Blade Guide Kit

REPLACEMENT BLADE GUIDE TO FIT MEYER®, WESTERN®, FISHER®, DIAMOND®

PART NO.	DESCRIPTION	OEM PART NO.	WT. (LBS)
1308005	Replaces Meyer Blade Guide Kit, 26"	09916	1.0
1308200	Blade Guide Kit, 27" Wire Core	—	1.15
1308205	Blade Guide w/Reflective Decal, Orange 24"	62595	0.70
1308210	Replaces Western Blade Guide Kit w/Flags, 25"	59700	1.28
1308010	Replaces Meyer Replacement Tips, (bag of 100)	—	0.75
1308010	Replacement Tips for 1308200, (bag of 100)	—	0.75
1308215	Replaces Western Flag Only (One Flag)	59694	0.04

PART NO.	DESCRIPTION	OEM PART NO.	WT. (LBS)
1308300	Replaces Fisher Blade Guide Kit, 7/16 - 20 THD	7906K	.62
1308006	Replaces Diamond Blade Guide Kit	811000095	1.19

PART NO.	DESCRIPTION	WT. (LBS)
1308150	Yellow Poly Guide Kit, 1 1/4" x 24", 10 - 24 THD	1.5
1308160	Orange Poly Guide Kit, 1 1/4" x 36"	1.85
1308125	Horizontal Adapter Kit	0.5



1308125
Horizontal Adapter Kit



1308126
Horizontal Adapter Kit
for LED Blade Guides

ACCESSORIES

DRIVEWAY MARKERS



- 5/16" x 48"
- Orange fiberglass with highly reflective tape
- Pencil end rounded end
- Sold in cases of 36 markers priced as each

PART NO.	DESCRIPTION	WT. (LBS)
1308600	Orange	.25

POLY SALT BOX

- Corrosion free construction
- Double panel sloped lid with integral hasp
- Fork lift slots
- Stackable
- 9031100: 36"W x 24"D x 30"H
- 9031105: 36"W x 24"D x 20"H (Ships UPS)



PART NO.	DESCRIPTION	WT. (LBS)
9031100	Poly Salt Box, 8.8 cubic ft.	28
9031105	Poly Salt Box, 5.8 cubic ft. (ships UPS)	21
9031110	Salt Scoop	2.5

BUYERS BLACK KNIT HAT



PART NO.	DESCRIPTION	WT. (LBS)
9901100	Hat, Black Knit	0.13

MULTI-USE COMMERCIAL WORK GLOVES

- Durable, synthetic leather palm
- Comfortable, form fitting back
- Vented fingers and adjustable wrist closure



PART NO.	DESCRIPTION	WT. (LBS)
9901005	Large Pair*	0.23
9901010	X-Large Pair*	0.23
9901015	XX-Large Pair*	0.24

PART NO.	DESCRIPTION	WT. (LBS)
9901000	(10) Pair XL & (10) Pair XXL**	5.6

*Sold in bags of 10
**Shipped in retail display cut case

AUXILIARY FRONT SUSPENSION KIT FOR GM TRUCKS

- Increases load carrying ability
- Contains 2 springs, mounting brackets, hardware
- Visit www.buyersproducts.com for application guide



5562009



5562001



5562112



PART NO.	DESCRIPTION	OEM PART NO.
5562001	Auxiliary Front Suspension Kit for GM Trucks	Timbren™ GMFK25S
5562009	Front Suspension Kit for GM Trucks, Bump Stop Style	Timbren™ GMFK15CA
5562112	2" Suspension Leveling Kit, for 2007-2015 GM 1500 Silverado, Sierra 2WD & 4WD	-

UNIVERSAL HALOGEN SNOW PLOW LIGHT KIT

- Dual beam halogen headlamps with turn signal/parking light
- High-impact polycarbonate case
- Can be mounted with single or double posts

KIT INCLUDES:

- Universal wiring harness with switch
- Single and double posts mounts
- Flasher
- Connectors



PART NO.	DESCRIPTION
1311100	Universal Light Kit
13111001	Driver Side Light
13111002	Passenger Side Light
1311110	Headlight Adapter for International®
3014194	Low Beam Replacement Bulb
3014193	Hi Beam Replacement Bulb
1311103	Park/Turn, Amber Replacement Bulb
13111008	Hardware Kit for One Light

HALOGEN SNOW PLOW LAMP KIT

- Pair of high-beam/low-beam headlamps with turn signal/parking light
- Mount with a 1/2" swivel bolt for easy adjustment.

KIT INCLUDES:

- Universal wiring harness
- Parking lamp bulb: #1157
- Sealed beam: Sylvania #HP4666
- Turn signal bulb: #1157



Do not use on Chevy/GMC Trucks with Daytime Running Lights

PART NO.	DESCRIPTION	OEM PART NO.
1311005	Halogen Lamp Kit	07969


REPLACEMENT HEADLAMP SWITCH FOR MEYER®



PART NO.	DESCRIPTION	LIST
1311006	Replaces Meyer® 07955	12.00

TRUCK HOOD SNOW PLOW LIGHT BRACKETS

- Kit includes driver & passenger side brackets, gaskets & fasteners
- Stainless steel
- Universal fit for med./hvy. class truck hoods: Ford, Freightliner, GMC, International, Mack, Peterbilt, Sterling, Volvo
- PLB11SS fits 1311005 lights
- PLB12SS fits 1311100 lights



PART NO.	DESCRIPTION	WT. (LBS)
PLB11SS	Unwelded Bracket	5.0
PLB12SS	Unwelded Bracket, Extended	7.5

HEATED LED PLOW LIGHTS

- Heated, tempered glass lens
- Die cast aluminum housing
- 5300-6000K color temperature
- FMVSS108 compliant
- 6-pin Deutsch connector
- Single stud mount
- 12-36 VDC
- 24W, high beam
- 12W, low beam
- 12W, turn signal
- 2W, parking light



PART NO.	DESCRIPTION
1312000	LED Plow Light

Available Q3 of 2019

LOW PROFILE HEATED LED PLOW LIGHTS

- Heated, tempered glass lens
- Die cast aluminum housing
- 5200-5700K color temperature
- FMVSS108 compliant
- 6-pin Deutsch connector
- Dual post mount
- 12-24 VDC
- 45W, high beam
- 25W, low beam
- 12W, turn signal
- 6W, DRL (daytime running light)




PART NO.	DESCRIPTION
1312100	Low Profile LED Plow Light

Available Q3 of 2019

LED DOT SPREADER LIGHT BAR KITS

- Modular design fits all common tailgate sizes and spreaders
- LED lights standard for increased brightness, extended life & less amps
- Prewired lights save installation time and prevent wiring errors
- Corrosion-resistant 304 stainless steel construction
- Permanent mount and self-leveling hinge mounts included
- Ships unassembled



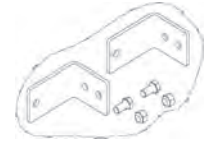
PART NO.	DESCRIPTION	WT.
8891144 (round)	44" LED Light Bar Kit (incl. SS Light bar, Wire Harness, (2) LED STT Lights, (2) LED Strobe Lights, (3) LED Marker Lights, (2) LED Load Equalizers	21
8891145 (oval)		27
8891150 (oval)	66" LED Light Bar Kit (incl. SS Light bar, Wire Harness, (2) Red LED STT lights, (2) LED Strobe lights, (3) LED Marker lights, (2) LED Load Equalizers	21
8891166 (round)	66" LED Light Bar Kit (incl. SS Light bar, Wire Harness, (2) LED STT Lights, (2) Backup Lights, (2) LED Strobe Lights, (3) LED Marker Lights, (2) LED Load Equalizers	30
8891168 (oval)w		37
8891167 (round)	66" LED Light Bar Kit (incl. SS Light bar, Wire Harness, (4) LED STT Lights, (2) LED Strobe Lights, (3) LED Marker Lights, (2) LED Load Equalizers	30
8891169 (oval)		37
8891177 (oval)	77" LED Light Bar Kit (incl. SS Light bar, Wire Harness, (2) LED STT lights, (2) LED Strobe lights, (2) LED Back-Up lights, (3) LED Marker lights, (2) LED Load Equalizers	26
8891178 (oval)	77" LED Light Bar Kit (incl. SS Light bar, Wire Harness, (4) LED STT lights, (2) LED Strobe lights, (3) LED Marker lights, (2) LED Load Equalizers	26

DOT SPREADER LIGHT BOXES

LB8443SST



Hardware included:
PN- 3008896



LB8445SST



LB8663SST



LB8665SST



LB4663SST



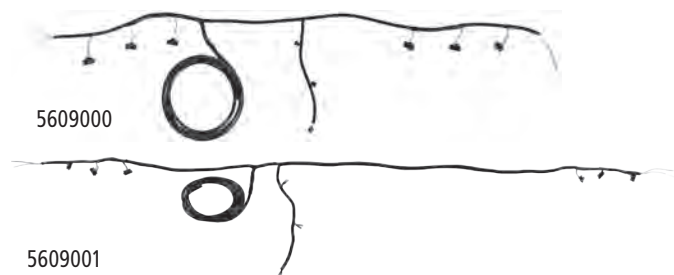
LB4773SST



PART NO.	DESCRIPTION	WT. (LBS)
LB8443SST (round)	Stainless Steel D.O.T. Spreader Light bar, 7-Hole Light Box, (8" x 3" x 44")	19
LB8445SST (oval)		
LB8663SST (round)	Stainless Steel D.O.T. Spreader Light bar, 9-Hole Light Box, (8" x 3" x 66")	28
LB8665SST (oval)		
LB4663SST (oval)	Stainless Steel D.O.T. Spreader Light bar, 7-Hole Light Box, (4" x 3" x 66")	17
LB4773SST (oval)	Stainless Steel D.O.T. Spreader Light bar, 9-Hole Light Box, (4" x 3" x 77")	20

WIRE HARNESS FOR LIGHT BOXES

- 5609000 works with LB8443SST, 445, 663 & 665
- 5609001 works with: LB4663SST and LB4773SST



PART NO.	DESCRIPTION	WT. (LBS)
5609000	7- & 9-Light Wire Harness, 12ft Lead	3.2
5609001	7- & 9-Light Wire Harness, Female Bullet on Markers	3.33

REAR OBSERVATION SYSTEM WITH NIGHT VISION CAMERA

- 7" TFT-LCD Color monitor
- Auto reverse "on"
- Audio
- Adjustable mounts
- Heated night vision camera w/audio
- Multiple camera capable
- Wireless remote
- 65' cable



PART NO. DESCRIPTION

8883000 Rear Observation System with Standard Camera

REAR OBSERVATION SYSTEM WITH LICENSE PLATE NIGHT VISION CAMERA

- 7" TFT-LCD Color monitor
- Auto reverse "on"
- Adjustable mounts
- License plate night vision camera
- Multiple camera capable
- Wireless remote
- 65' cable



PART NO. DESCRIPTION

8883010 Rear Observation System w/License Plate Camera

REAR OBSERVATION SYSTEM WITH RECESSED NIGHT VISION CAMERA

- 7" TFT-LCD Color monitor
- Auto reverse "on"
- Adjustable mounts
- Recessed night vision camera
- Multiple camera capable
- Wireless remote
- 65' cable



PART NO. DESCRIPTION

8883020 Rear Observation System w/Recessed Camera

REAR OBSERVATION SYSTEM WITH MIRROR MONITOR

- 4.3 TFT-LCD Mirror Monitor replaces OEM mirror
- Illuminated touch screen buttons
- Compact, IP68 back-up camera with night vision



PART NO. DESCRIPTION

8883030 Rear Observation System with Mirror Cam

QUAD SCREEN REAR OBSERVATION SYSTEM WITH NIGHT VISION CAMERA

- 7" TFT-LCD Color quad screen monitor
- Auto reverse "on"
- Audio
- Adjustable mounts
- Heated night vision camera w/audio
- Multiple camera capable
- Wireless remote
- 65' cable



PART NO. DESCRIPTION

8883040 Rear Observation System, Quad Screen, Standard Camera

WIRELESS REAR OBSERVATION SYSTEM WITH WIRELESS NIGHT VISION CAMERA

- 7" TFT-LCD Color wireless monitor
- Auto reverse "on"
- Adjustable mounts
- Wireless night vision camera
- Wireless remote
- 65' cable



PART NO. DESCRIPTION

8883200 Rear Observation System, Wireless

ACCESSORY CAMERAS



8883101



8883102



8883103



8883104



8883105



8883106



8883108



8883110



8883111



8883211

PART NO.	DESCRIPTION
8883101	Color Camera with Heated Night Vision and Audio
8883102	License Plate Mount Camera with Night Vision
8883103	Color Bullet Camera for Recessed Mount with Night Vision
8883104	Surface Side Mount Camera, Color with Night Vision
NEW 8883105	Sphere Surface Mount Camera with Night Vision
NEW 8883106	Surface Mount Cube, Color with Night Vision
NEW 8883108	Dual Camera with Night Vision
NEW 8883110	Work Light with Built-In Backup Camera
NEW 8883111	Work Light with Built-In Backup Camera
8883211	Standard Wireless Camera with Night Vision

ACCESSORY CAMERA CABLE



PART NO.	DESCRIPTION
NEW 8883116	Accessory Camera Cable, 16 ft
NEW 8883132	Accessory Camera Cable, 32 ft
8883165	Accessory Camera Cable, 65 ft
NEW 8883182	Accessory Camera Cable, 82 ft

UNIVERSAL CAMERA WASHING SYSTEM



PART NO.	DESCRIPTION
8882150	Universal Camera Washing System

SWITCH WITH FLASH PATTERN CONTROL

- 15' prewired cable
- 10 amps
- On/off rocker switch
- Momentary flash pattern control button
- Universal



PART NO.	DESCRIPTION
6391215	Switch, w/Flash Pattern Control

SWITCH PANELS

- Open aluminum switch panel
- Illuminated red rocker switch
- Pre-wired, with blade type fuses
- 14 function labels included



6391001



6391004

PART NO.	DESCRIPTION
6391001	Single
6391002	Double
6391003	Triple
6391004	Quad
6391101	Rocker Switch Only

MINI ROUND ROCKER SWITCHES



6391100

6391102

6391103

6391105

PART NO.	DESCRIPTION
6391100	ON-OFF, Illuminated
6391102	ON-OFF Mini Round
6391103	ON-OFF-ON Mini Round
6391105	Momentary (ON)-OFF

SWITCH BOXES

- Illuminated red rocker switches w/ blade type fuses
- 14 Interchangeable snap-in backlit function nameplates
- Pre-Wired with 24" lead
- Black powder coated steel box with adjustable mounting bracket



6391104




6391106

PART NO.	DESCRIPTION
6391104	Switch box, 4-function
6391106	Switch box, 6-function
6391101	Rocker Switch Only

LIGHTS & ELECTRICAL

CIRCUIT BREAKERS

- For cranes, dump hoists, liftgates, plows, spreaders, etc.
- Auto reset or a manual trip
- 1/4-28 stainless steel studs and nuts with rubber boots
- Rated IP67 for dust and water resistance



CB150PB

CB150

PART NO.	DESCRIPTION
CB30PB	30 Amp
CB50*	50 Amp
CB50PB	50 Amp
CB60*	60 Amp
CB60PB	60 Amp
CB80PB	80 Amp
CB90PB	90 Amp
CB100PB	100 Amp
CB120PB	120 Amp
CB150*	150 Amp
CB150PB	150 Amp
CB200PB	200 Amp

*Auto Reset

LARGE FRAME CIRCUIT BREAKERS

- Ideal for power distribution panels, tarp gear motors, cranes, winches, ect.
- Large frame with 3/8"-16 studs accommodates larger terminals
- Nickel finish brass studs w/rubber boots
- Rated IP67 for dust and water resistance



CB151PB

CB151

PART NO.	DESCRIPTION
CB151	150 Amp
CB151PB	150 Amp
CB201	200 Amp
CB201PB	200 Amp
CB251PB	250 Amp
NEW CB301PB	300 Amp

PANEL MOUNT CIRCUIT BREAKERS

- Ideal for power distribution panels
- 1/4-28 Stainless steel studs
- Dimensions 2.92" x 1.91" x 2.09"
- Manual reset, push-to-trip
- Rated IP67 for dust and water resistance



PART NO.	DESCRIPTION
CB62PB	60 Amp
CB102PB	100 Amp
CB152PB	150 Amp
CB202PB	200 Amp


6 WAY FUSE BLOCK

- For use with ATC/ATO blade-type fuses
- 25 Amps max per circuit



PART NO.	DESCRIPTION
5601006	Fuse Block, 6-Way, with Cover

DUAL FUSE TAP



PART NO.	DESCRIPTION
5601000	Dual ATM, Fuse Tap, 10 Amps Main 5 Amps Added, 12V
5601005	Dual ATM, Lo Profile, Fuse Tap, 10 Amps Main 5 Amps Added, 12V
5601007	Dual Micro ATR, Fuse Tap, 10 Amps Main 5 Amps Added, 12V
5601010	Dual ATO/ATC, Fuse Tap, 10 Amps Main 5 Amps Added, 12V

BATTERY BOLT ADAPTERS



PART NO.	DESCRIPTION	WT. (LBS)
BA1	Side Terminal, Short	.056
BA2	Side Terminal, Long	0.12

JUMPER CABLES WITH QUICK CONNECT, 1000 AMP

- 25' Booster cable plus 7.5' battery side cable with quick connects (included)
- 1 AWG insulated cable
- 1000 Amps
- Available Q3 of 2019



NEW

Black Quick Connector

PART NO.	DESCRIPTION
5601033	Jumper Cables Kit with Gray Quick Connect, 32.5 ft.
5601018	Black Plug-In Quick Connect Replacement Kit
5601023	7.5' Battery Side Cable with Black Plug-In Quick Connect

JUMPER CABLES WITH QUICK CONNECT, 800 AMP

- 25' Booster cable plus 7.5' battery side cable with quick connects (included)
- 1 AWG insulated cable
- 800 Amps
- Available Q3 of 2019



NEW

Red Quick Connector

PART NO.	DESCRIPTION
5601032	Jumper Cables Kit with Gray Quick Connect, 32.5 ft.
5601017	Red Plug-In Quick Connect Replacement Kit
5601022	7.5' Battery Side Cable with Red Plug-In Quick Connect

JUMPER CABLES WITH QUICK CONNECT, 600 AMP

- 22' Booster cable plus 6' battery side cable with quick connects (included)
- 4 AWG insulated cable
- 600 Amps



Quick Connect

5601025 Quick Connect



5601026 Kit

Blue Quick Connector*

Gray Quick Connector*

PART NO.	DESCRIPTION
5601025	Jumper Cables Kit with Gray Quick Connect, 28 ft.
5601026	Jumper Cables Kit with Blue Quick Connect, 28 ft.
5601015	Gray Quick Connect Replacement Set
5601016	Blue Quick Connect Replacement Set
5601020	6' Battery Side Cable with Gray Quick Connect
5601021	6' Battery Side Cable with Blue Quick Connect

* Blue or Grey connectors only work with same color

LED RECHARGABLE STROBE LIGHT/ROAD FLARE

- 16 orange LEDs
- 9 flash patterns
- 12V/110V rechargeable
- Rated IP67 for dust and water resistance
- Magnetic base
- USDOT compliant
- 1.250" x 4.250"



8891016

8891017

KITS INCLUDES:

- 4 or 6 Orange LED flares
- Rechargeable accessories included:
 - AC 120V, 12V accessory power plug,
 - Storage case with charging indicator

PART NO.	DESCRIPTION
8891016	Rechargeable LED Road Flare
8891017	Rechargeable LED Road Flare, 4-Pack
8891018	Rechargeable LED Road Flare, 6-Pack

NEW

LIGHTING AND ELECTRICAL ACCESSORIES

LED RECTANGULAR MINI LIGHT BAR

- 24 LED, 8 flash patterns
- 15' cord
- 11" x 6.5" x 2.25"
- 2 Amps
- Permanent & magnetic mount standard



8891040

8891045

PART NO.	DESCRIPTION
8891040	12-VDC, Amber
8891042	12-VDC, Amber/Clear
NEW 8891045	12-VDC, Amber/Blue
8891049	12-VDC, Amber/Green

LED RECTANGULAR MINI LIGHT BAR

- 24 LED, random flash patterns
- 15' cord
- 10.93" x 5.75" x 3.44"
- 3.5 Amps
- Magnetic mount



PART NO.	DESCRIPTION
8891050	12-VDC, Amber
8891052	12-VDC, Amber/Clear

LED OCTAGONAL MINI LIGHT BAR

- SAE J845 Class 1
- 56 LED
- 10 flash patterns
- 15' cord
- 3.2 Amps
- 15" x 8.25" x 3"
- Permanent & magnetic mount standard



8891060

PART NO.	DESCRIPTION
8891060	12-24VDC, Amber
8891062*	12-24VDC, Amber/Clear

LED OVAL MINI LIGHT BAR

- SAE J845 Class 1*
- 40 LED
- 20 flash patterns
- 9.9" x 6.7" x 1.6"
- Permanent and magnetic mount
- 3.34 Amps
- 15' cord



Permanent mounting studs and magnetic mounts

PART NO.	DESCRIPTION
8891080*	12-24VDC, Amber
8891082	12-24VDC, Amber/Clear

*Multi-colored lights are not SAE J845 Class 1 rated.

LED OVAL MINI LIGHT BAR

- SAE J845 Class 1*
- 12-24 VDC
- 3.52 Amps
- 48 LED
- 10 flash patterns
- 15' cord
- Rated IP67 for dust and water resistance
- 15.75" x 8.75" x 1.87"
- Permanent and magnetic mount



Permanent mounting studs and magnetic mounts

PART NO.	DESCRIPTION
8891110*	12-24VDC, Amber
8891111	12-24VDC, Amber/Clear

*Multi-colored lights are not SAE J845 Class 1 rated.

LED RECTANGULAR MINI LIGHT BAR

- SAE J845 Class 1
- 18 LED
- 19 selectable flash patterns
- 3.2 Amps
- 15' cord
- 2 vacuum magnetic mounts std.
- 16.7" x 6.9" x 2.9"



Compares to:
Whelen®
Responder®
RILPP & RILPM

8891091

PART NO.	DESCRIPTION
8891090	12-24 VDC, Amber
8891091	Permanent Mounting Brackets

LED OCTAGONAL MINI LIGHT BAR

- SAE J845 Class 1
- 30 amber LED, clear outer lens
- 3.6 Amps
- 4 magnetic feet
- 15' cord
- 25 programmable flash patterns
- 16.6" x 11" x 2.6"



8891010

PART NO.	DESCRIPTION
8891100	12-24 VDC Amber
8891102	12-24 VDC Amber/Clear
8891010	Permanent Aluminum Mounts

FLEET SERIES DRILL-FREE LIGHT BAR MOUNT

- No-Drill, 3rd brake light mount eliminates mounting holes in roof of cab
- Formed one-piece design for quick install
- 22" L x 10" deep mounting platform is pre-punched to accommodate a wide range of mini-lightbars and beacons
- Light-weight, aluminum construction with black powder-coat finish
- 7/8" low profile mounting surface
- 30 lb capacity

NEW



Light bar & 3rd brake light not included

PART NO.	DESCRIPTION
8895550	Ford F-150, 2015+, F-250 – F-550, 2017+

DRILL-FREE LIGHT BAR MOUNT

- Drill-Free mount eliminates holes in roof of cab
- 22" x 10" platform accommodates a wide range of light bars, beacons, worklights, antennas, etc.
- Light-Weight aluminum construction
- 30 lb. Capacity



8895151



Light bar & 3rd brake light not included

PART NO.	DESCRIPTION
8895095	Chevy/GMC 1500-3500 Pick-Up & Chassis, 2007-2014
8895100*	Chevy/GMC 1500-3500 Pick-Up & Chassis, 2014+
8895105	Chevy/GMC Colorado/Canyon w/Base I03 Antenna, 2015+
8895150	Ford F-150 Pick-Up, 2015+
8895151	Ford Ranger 2019, F150 2015+, F250-550 2017+
8895250	Ford F-250 to F-550 Steel Cab Pick-Up & Chassis, 2006-2016
8895300	Dodge/RAM 1500 to 3500 Pick-Up & Chassis, 2010+
8895350	Dodge/RAM 5500 Cab Chassis, 2010+

*Except LT and LTZ models with roof spoiler

LED DASHBOARD MINI LIGHT BAR

- 12 LEDs
- 19 flash patterns
- Multiple mounting options

1-YEAR W



PART NO.	DESCRIPTION
8891024	12-24 VDC Amber
8891025	12-24 VDC Amber/Clear

SELF ADHESIVE MAGNETIC MOUNT PAD FOR ALUMINUM CABS

- Allows use of magnetic light mounts even on aluminum truck cabs
- Strong and durable 3M® tape will stay stuck to your truck even through demanding weather
- Black powder-coated finish for style and durability



8895400



PART NO.	DESCRIPTION
8895400	Self Adhesive Magnetic Mount Pad for Aluminum Cabs, Single
8895404	Self Adhesive Magnetic Mount Pad for Aluminum Cabs, 4 Pack

LED TRAFFIC ADVISOR/STROBE WITH FLOOD LIGHT

- 22 Flash Patterns 11 Strobe / 11 Traffic 96 LED 8894134
- 12-24 VDC 33.7" x 2.1" x 1.26" 108 LED 8894142
- IP67
- 25' Cable

NEW 5-YEAR W



8894142
In Strobe Mode



8894142
In Flood Light Mode

PART NO.	DESCRIPTION	WT. (LBS)
8894134	96 LED Amber/Clear	5.5
8894142	108 LED Amber/Clear	6.6

AMBER LED STRIP LIGHTS

- 12V, dual leads at both ends
- Rated IP67 for dust and water resistance
- Low Amp draw
- Self adhesive w/mounting clips



shown installed on rear of spreader

5-YEAR W



5626292

PART NO.	DESCRIPTION
5626292	90 LED, Amber, 60"
56298146	144 LED, Amber, 96"

LED STROBE CONTROLLER

- LED strobe flasher
- Includes 2-sided 3M mounting tape and 3 wire taps
- 12V-24V
- 6 Amps

1-YEAR W

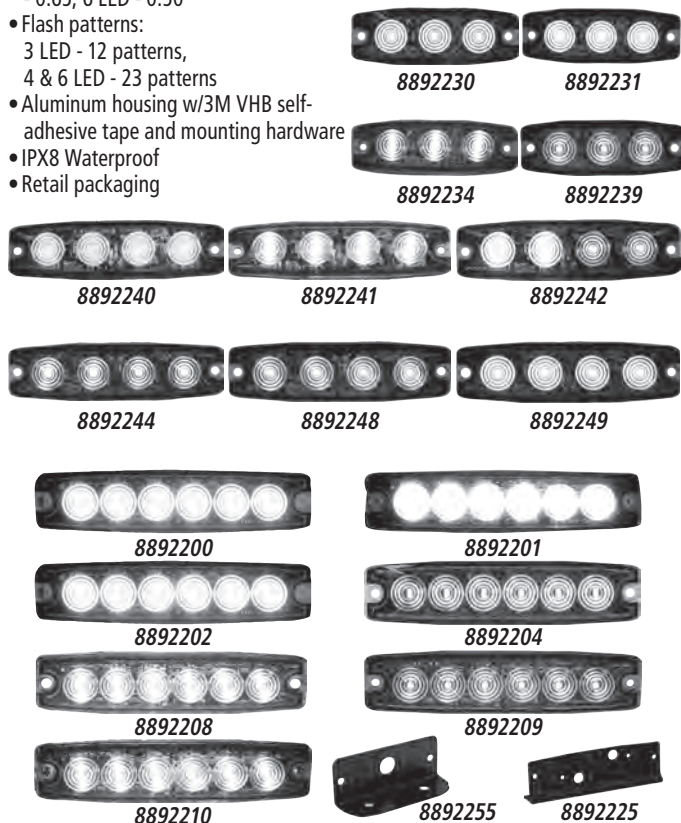


PART NO.	DESCRIPTION
5621002	LED Strobe Controller

LIGHTING AND ELECTRICAL ACCESSORIES

ULTRA-THIN LED STROBE LIGHTS


- 3, 4 and 6 high power LEDs available
- Clear polycarbonate lens
- Amps @ 12V: 3 LED - 0.54 Amps, 4 LED - 0.65, 6 LED - 0.50
- Flash patterns:
3 LED - 12 patterns,
4 & 6 LED - 23 patterns
- Aluminum housing w/3M VHB self-adhesive tape and mounting hardware
- IPX8 Waterproof
- Retail packaging



PART NO.	DESCRIPTION	SAE J595 CLASS 1, CA13 RATING
3 LEDs (3.5")		
8892230	3 Amber LEDs	Y
8892231	3 Clear LEDs	Y
8892234	3 Blue LEDs	Y
8892239	3 Green LEDs	Y
8892232	90° Mounting Bracket, Black Alum.	N/A
4 LEDs (4.5")		
8892240	4 Amber LEDs	Y
8892241	4 Clear LEDs	Y
8892242	4 Amber/ 2 Clear LEDs	-
8892244	4 Blue LEDs	Y
8892248	2 Amber / 2 Blue LEDs	-
8892249	4 Green LEDs	Y
8892250	2 Amber / 2 Green LEDs	-
8892255	90° Mounting Bracket, Black Alum.	N/A
6 LEDs (5")		
8892200	6 Amber LEDs	Y
8892201	6 Clear LEDs	Y
8892202	3 Amber / 3 Clear LEDs	-
8892204	6 Blue LEDs	Y
8892208	3 Amber / 3 Blue LEDs	-
8892209	6 Green LEDs	Y
8892210	3 Amber / 3 Green LEDs	-
8892225	90° Mounting Bracket, Black Alum.	N/A

ULTRA THIN DUAL ROW 5" STROBE LIGHTS

- 12 High power LEDs available
- Clear polycarbonate lens
- 1.5 Amps @ 12V
- 30 flash patterns
- Aluminum housing w/3M VHB self-adhesive tape and mounting hardware
- IPX7 waterproof
- Retail packaging




PART NO.	DESCRIPTION
8890400	12 Amber LEDs
8890401	12 Clear LEDs
8890402*	6 Amber / 6 Clear LEDs
8890403	12 Red LEDs
8890404	12 Blue LEDs
8890405*	6 Red / 6 Blue LEDs
8890406*	6 Amber / 6 Red LEDs
8890407*	6 Clear / 6 Red LEDs
8890408*	6 Amber / 6 Blue LEDs
8890409*	12 Green LEDs
8890410*	6 Amber / 6 Green LEDs
8890425	90° Mounting Bracket

*No class rating

ULTRA THIN WIDE ANGLE 5" LED STROBE LIGHTS

- 12 LED
- 12-24VDC
- .88A MIN/1.76A MAX
- IPX8 waterproof rating
- 16 flash patterns for solid color lights / 26 for dual colors
- Multi-unit synchronizing & alternating functions
- 9.5" blunt cut leads
- .36" x 5.22" x 1.77"
- Black bezel and mounting hardware included



PART NO.	DESCRIPTION
8890300	12 LED, Amber
8890301	12 LED, Clear
8890302	12 LED, Clear/Amber
8890305	12 LED, Blue/Red
8890306	12 LED, Amber/Red
8890307	12 LED, Clear/ Red
8890308	12 LED, Amber/Blue
8890310	12 LED, Green/Amber
8890320	Bezel, Chrome
8890321	Bezel, White
8890325	90° Mounting Bracket

THIN 3.5" HORIZONTAL LED STROBE LIGHTS

- SAE J595 Class 1*
- Rated IP67 for dust and water resistance
- CA13
- 12-24 VDC
- 12 flash patterns



8892300



8892301



8892304



8892320



8892325

PART NO.	DESCRIPTION
8892300	3 LED, Amber, Horizontal
8892301	3 LED, Clear, Horizontal
8892304	3 LED, Blue, Horizontal
8892309**	3 LED, Green, Horizontal
8892320	Chrome Bezel
8892321	White Bezel
8892325	90° Mounting Bracket, Black Alum.

*Strobes must be mounted in correct orientation to achieve Class 1 rating
**No class rating

THIN 4.5" HORIZONTAL DUAL COLOR LED STROBE LIGHTS

- SAE J595 Class 1
- Rated IP67 for dust and water resistance
- CA13
- 12-24 VDC
- Aluminum housing
- 28 flash patterns



8892102



8892105



8892106



8892107



8892108



8892109



8891920



8891921



8891925

PART NO.	DESCRIPTION
8892102	6 Clear / 6 Amber LEDs
8892105	6 Red / 6 Blue LEDs
8892106	6 Amber / 6 Red LEDs
8892107	6 Red / 6 Clear LEDs
8892108	6 Amber / 6 Blue LEDs
8892109	6 Amber / 6 Green LEDs
8891920	Chrome Bezel
8891921	White PVC Bezel
8891925	90° Mounting Bracket, Black Alum.

*Multi-colored lights are not SAE J595 Class 1 rated. Strobes must be mounted in correct orientation to achieve Class 1 rating. **No class rating

THIN 4.5" HORIZONTAL LED STROBE LIGHTS

- SAE J595 Class 1*
- Rated IP67 for dust and water resistance
- CA13
- 12-24 VDC
- Aluminum housing
- 19 flash patterns



8891900



8891902



8891901*



8891904



8891909



low profile



8891920



8891921



8891925

PART NO.	DESCRIPTION
8891900	6 LED, Amber, Horizontal
8891901	6 LED, Clear, Horizontal
8891902	6 LED Amber/Clear, Horizontal
8891904	6 LED, Blue, Horizontal
8891909**	6 LED, Green, Horizontal
8891920	Chrome Bezel
8891921	White PVC Bezel

8891925 90° Mounting Bracket, Black Alum.

*Multi-colored lights are not SAE J595 Class 1 rated. Strobes must be mounted in correct orientation to achieve Class 1 rating. **No class rating

THIN 4.5" VERTICAL LED STROBE LIGHTS

- SAE J595 Class 1*
- Rated IP67 for dust and water resistance
- CA13
- 12-24 VDC
- Aluminum housing
- 19 flash patterns



8891910



8891911



8891912*



8891914



8891919



low profile



8891920



8891921



8891925

PART NO.	DESCRIPTION
8891910	6 LED, Amber, Vertical
8891911	6 LED, Clear, Vertical
8891912*	6 LED Amber/Clear, Vertical
8891914	6 LED, Blue, Vertical
8891919**	6 LED, Green, Vertical
8891920	Chrome bezel
8891921	White PVC Bezel
8891925	90° Mounting Bracket, Black Alum.

*Multi-colored lights are not SAE J595 Class 1 rated. Strobes must be mounted in correct orientation to achieve Class 1 rating.

**No class rating

LIGHTING AND ELECTRICAL ACCESSORIES

THIN DUAL ROW 4.5" LED STROBE LIGHTS

- 12 High power LEDs
- Black die cast aluminum base
- 25 Selectable flash patterns
- Can be wired for synchronized or alternating flash
- Meets SAE J595 Class 1
- IPX8 Waterproof rated
- 12-24V, 1.56 Amps, 18.5 Watts
- Mounting hardware included
- Retail packaged
- 5-Year warranty



PART NO.	DESCRIPTION
8892600	12 Amber LEDs
8892601	12 Clear LEDs
8892602	6 Amber/6 Clear LEDs
8892609**	12 Green LED
8892620	Chrome Bezel

*Multi-colored lights are not SAE J595 Class 1 rated.

**No class rating

DUAL ROW 5" STROBE LIGHTS

- SAE J595 Class 1*
- Rated IP67 for dust and water resistance
- CA13
- 12-24 VDC
- 23 flash patterns



PART NO.	DESCRIPTION
8891700	12 LED, Amber
8891701	12 LED, Clear
8891702	12 LED, Amber/Clear
8891704	12 LED, Blue
8891710**	12 LED, Green
8891705	Grommet, Recessed Mount
8891706	Mount Bracket, 90°

*Multi-colored lights are not SAE J595 Class 1 rated.

**No class rating

DUAL ROW 5.5" LED STROBE LIGHTS

- Rated IP67 for dust and water resistance
- 12-24 VDC
- 12 flash patterns



PART NO.	DESCRIPTION
8891600	12 LED, Amber
8891602	12 LED, Amber/Clear
8891605	Mount Bracket, 90°

TRIPLE ROW 5.5" STROBE LIGHTS

- SAE J595 Class 1*
- 12-24 VDC
- 12 Flash Patterns
- Black die cast aluminum base
- Includes mounting hardware
- Can be wired for synchronized or alternating flash




PART NO.	DESCRIPTION
8892900	12 LED Amber
8892902*	12 LED Amber/Clear

*Multi-colored lights are not SAE J595 Class 1 rated.

QUAD ROW 5" LED STROBE LIGHTS

- SAE J595 Class 1
- 12-24VDC
- 10 Selectable flash patterns
- Synchronous & alternating functions
- 4.75" x 3.41"



PART NO.	DESCRIPTION
8890200	16 LED, Amber
8890202	16 LED, Amber/Clear

2.5" LED STROBE LIGHTS

- SAE J595 Class 1
- Rated IP67 for dust and water resistance
- Aluminum housing
- 12-24 VDC
- 12 flash patterns



PART NO.	DESCRIPTION
8891403	3 LED, Amber, Multi-Mount
8891404	3 LED, Clear, Multi-Mount

3.5" LED STROBE LIGHTS

- SAE J595 Class 1
- Rated IP67 for dust and water resistance
- Aluminum housing
- 12-24 VDC
- 12 flash patterns



PART NO.	DESCRIPTION
8891400	3 LED, Amber, Surface Mount
8891401	3 LED, Clear, Surface Mount
8891402	90° Mounting Bracket
8891405	Grommet, Recessed Mount

4" LED STROBE LIGHTS

- SAE J595 Class 2
- Rated IP67 for dust and water resistance
- 12-24 VDC
- 12 flash patterns



PART NO.	DESCRIPTION
8891120	3 LED, Amber
8891121	3 LED, Clear

5" LED STROBE LIGHTS

- SAE J595 Class 1
- Rated IP67 for dust and water resistance
- 12-24 VDC
- 19 flash patterns



PART NO.	DESCRIPTION
8891130	4 LED, Amber
8891131	4 LED, Clear
8891132*	4 LED, Amber/Clear

*8891132 are not SAE J595 Class 1 Rated

5" LED STROBE LIGHTS

- SAE J595 Class 1
- Rated IP67 for dust and water resistance
- CA13
- Aluminum housing
- 12-24 VDC
- 12 flash patterns
- Built-In power supply



PART NO.	DESCRIPTION
8891500	6 LED, Amber, Surface Mount
8891501	6 LED, Clear, Surface Mount
8891502*	6 LED, Amber/Clear, Surface Mount
8891509*	6 LED, Green, Surface Mount
8891505	Grommet, Recessed Mount
8891506	90° Mounting Bracket

*No class rating

5" RAISED LED STROBE LIGHTS

- Surface mount
- 12-24 VDC
- 100,000 hour rated life
- Direct, epoxy sealed wiring
- Mounting grommet



PART NO.	DESCRIPTION
8891004	4 LED, Amber
8891006	4 LED, Clear
8891007	90° Mount bracket
8891009	4 LED, Blue
8891104*	4 LED, Amber
8891105*	4 LED, Amber/Clear

*With 19 flash patterns, synchronized and alternating capability

NARROW PROFILE 5" LED STROBE LIGHT

- Mounts between pickup bumpers and tailgates
- Fits narrow grill spacing
- Includes mounting hardware
- SAE J595 Class 1, CA13
- IPX8 Waterproof Rating
- 12-24 VDC
- Aluminum housing
- 16 flash patterns



PART NO.	DESCRIPTION
8892700	3 LED Amber
8892701	3 LED Clear
8892704	3 LED Blue
8892709	3 LED Green
8892825	Dash Bracket Housing

ULTRA BRIGHT NARROW PROFILE 5" LED STROBE LIGHT

- Mounts between pickup bumpers and tailgates
- Fits narrow grill spacing
- Includes mounting hardware
- SAE J595 Class 1, CA13
- IPX8 Waterproof Rating
- 12-24 VDC, 0.57 Amps
- Aluminum housing
- 23 flash patterns



PART NO.	DESCRIPTION
8892800	6 LED Amber
8892801	6 LED Clear
8892802	6 LED Amber/Clear
8892805	6 LED Red/Blue
8892809	6 LED Green
8892810	6 LED Amber/Green
8892825	Dash Bracket Housing

STICK-ON 2.5" LED STROBE LIGHT

- 6 LEDs with clear lens
- 12-24V, 0.3 Amps
- SAE J595 Class 2
- 2-sided 3M tape
- Synchronous function
- IP66
- 5.5" lead w/blunt cut ends
- 1.75" x 2.25" x 0.375"
- 5-Year warranty
- Retail packaging



PART NO.	DESCRIPTION
8892500	6 Amber LEDs

LIGHTS & ELECTRICAL

LIGHTING AND ELECTRICAL ACCESSORIES

POST MOUNTED 3" LED STROBE LIGHT

- SAE J595 Class 1
- Rated IP67 for dust and water resistance
- CA13
- 12-24 VDC
- Aluminum housing
- 19 flash patterns



5-YEAR
W

PART NO. DESCRIPTION

8891800 4 LED, Amber, Strobe

POST MOUNTED 4.5" LED STROBE LIGHT

- 6 LED
- Aluminum housing
- Stainless steel adjustable mount
- 12-24 VDC
- 1.5 Amps
- Rated IP67 for dust and water resistance



5-YEAR
W

PART NO. DESCRIPTION

8891015 4-1/2" Round Strobe Quad Flash Amber

LED CAB MARKER STROBE REPLACEMENT KIT

- Kits include LED flasher, wiring harness, and connectors
- **8892013** Includes 2 switches

5-YEAR
W

NEW



8892003 (5 lights per set)

8892013 (5 lights per set)

8892010 (3 lights per set)

PART NO. DESCRIPTION


8892003 For 2017-2018 Ford Superduty (Set of 5)
8892010 For 2015-2017 GMC/Chevy Trucks (3 Lights per set)
8892013 For 2007-2018 Dodge Ram (Set of 5)

HIDEAWAY STROBE CONVERSION KIT

- Turns your factory lights into a hideaway warning light system
- No cutting wires
- No drilling holes

NEW

5-YEAR
W



8890500

PART NO. DESCRIPTION

8890500 For 2011-2016 Ford Superduty & 2010-2015 Ford F150
8890501 For 2016-2019 Ford F150 & 2016-2019 Ford Superduty
8890510 For 2014-2018 Chevy/GMC 150-3500, Chevy Tahoe/Suburban GMC Yukon, and Cadillac Escalade

SURFACE/RECESS MOUNT LED STROBE LIGHTS

- SAE J595 Class 1
- IPX7 Waterproof rating
- 12-24 VDC @ .470 Amps
- 12 flash patterns
- Comes with black bezel for surface mounting
- Compact design ideal for headlights & taillights



8892400 w/black bezel installed

8892425

8892420

PART NO. DESCRIPTION

8892400 3 LED, Amber
8892401 3 LED, Clear
8892404 3 LED, Blue
8892420 Chrome Bezel
8892425 Mounting Bracket, 90°

BOLT-ON HIDDEN LED STROBE KITS W/INLINE FLASHERS

- 12V, 1.3 amps
- 6 LED, 540 lumens/head
- 15ft. or 25ft. cable with connectors
- Sealed, inline flasher
- 19 Adjustable flash patterns
- Can be synchronized w/up to 6 strobes
- 2 strobes, flasher, cable and black brackets included



8891215

6391200

6391215

PART NO. DESCRIPTION

8891215 15' Bolt-on, Clear
8891216 15' Bolt-on, Amber
8891225 25' Bolt-on, Clear
8891226 25' Bolt-on, Amber
8891227 25' Bolt-on, Amber/Clear
8891200 Chrome Brackets
8891201 Black Brackets
6391215 Flash Pattern Control Switch

REPLACEMENT PARTS

3035912 LED Amber, Strobe
3035913 LED Clear, Strobe
3035914 LED Amber/Clear, Strobe
3035931 15' Harness, w/Flash Module
3035932 25' Harness, w/Flash Module

PUSH-ON HIDDEN STROBE KITS W/INLINE FLASHERS

- 12V, 1.3 amps
- 6 LED, 540 lumens/head
- 15ft. or 25ft. cable with connectors
- Sealed, inline flasher
- 19 Adjustable flash patterns
- Can be synchronized w/up to 6 strobes
- 2 strobes per kit
- Recommend for lights with double lenses or limited mounting space



8891325

6391215

PART NO. DESCRIPTION

8891325 25' Push-on, Clear
8891326 25' Push-on, Amber
8891327 25' Push-on, Amber/Clear
6391215 Flash Pattern Control Switch

REPLACEMENT PARTS

3035915 LED Amber, Strobe
3035916 LED Clear, Strobe
3035917 LED Amber/Clear, Strobe
3035931 15' Harness, w/Flash Module
3035932 25' Harness, w/Flash Module

LED MULTI-MOUNT STOP/TURN/TAIL/BACKUP/STROBE LIGHTS

- 12-24 VDC
- 32 LED
- IP69, SAE J595 Class 1, CA13
- 19 flash patterns
- Grommet is for recessed mounting and chrome cover for surface mounting



5624432



5626432

PART NO.	DESCRIPTION
5624432	4" Round 32 LED
5626432	6" Oval 32 LED

LED RECESSED STROBE LIGHTS

- 4" round grommet mount or 6 1/2" oval grommet mount
 - Six flash amber or clear strobe light
 - 12-24 VDC; 100,000 hour rated life
 - 24 square type LEDs
 - No external power pack required
- 6" Oval**



SL65CO SL65AO SL66AC SL66CA SL66AG SL66CG SL66GO

4" Round



SL40CR



SL40AR

PART NO.	DESCRIPTION
SL40AR	4" Round Amber
SL40CR	4" Round Clear
SL41AR*	4" Round Amber
SL65AO	6" Oval Amber
SL65CO	6" Oval Clear
SL66AO*	6" Oval Amber
SL66AC*	6" Oval Amber/Clear
NEW SL66CA	6" Oval Amber LED's, Clear Lens
SL66AG*	6" Oval Amber/Green
SL66CG*	6" Oval Clear/Green
SL66GO**	6" Oval Green

*With multiple flash patterns, synchronized and alternating capability
**No class rating

56 LED RECESSED STROBE LIGHT

- 12-24 VDC
- 56 LED
- 19 flash patterns
- Synchronous and alternating functions
- Grommet or surface mount
- Grommet included



SL68AO



SL68AC

PART NO.	DESCRIPTION
SL68AO	6" Oval Amber
SL68AC	6" Oval Amber/Clear

CLASS 1 LOW PROFILE 6" LED BEACONS

- 12-24VDC
- 1 Amp
- 12 LED

- 5.9" x 2.17"
- 13" cord
- 3 flash patterns



SL550ALP



SL551ALP

PART NO.	DESCRIPTION
SL550ALP	Permanent or Magnetic Mount, 15' ON/OFF Switch
SL551ALP	Permanent Mount, 13" Blunt Cut

CLASS 1 LOW PROFILE 8" LED BEACON

- SAE J845 Class 1
- CA13
- 12-24VDC
- 2 Amp

- 11 flash patterns
- Rated IP67 for dust and water resistance
- 7.93" x 3.25"



PART NO.	DESCRIPTION
SL700A	Amber, Permanent

CLASS 1 7" LED BEACON W/UPWARD FACING LEDS

- SAE J845, Class I, ECE R65, ECE R10
- Rated IP67 for dust and water resistance
- 12-24 VDC
- 2.78A 5.56A Max 12V

- 14 flash patterns
- 36 LED (12 facing upward)
- 3 Bolt or 1" pipe mount options
- 7.17" x 4.23"



PART NO.	DESCRIPTION
SL800A	Amber, Permanent

CLASS 1 5.5" X 4.5" LED BEACONS

- 15 LED
- 12-24 VDC
- 1.86 Amps @12V
- SAE J845 Class 1
- 11 flash patterns
- IPX6



SL585ALP



SL585BLP

PART NO.	DESCRIPTION
SL585ALP	Amber, 3 Bolt Mount
SL585BLP	Blue, 3 Bolt Mount

LIGHTS & ELECTRICAL

CLASS 1 6.5" X 5"/6.3" LED BEACONS

- 12-24VDC
- 1.5 Amps
- 90 FPM/8-flash
- 6.5" dia. x 5" Tall (SL665A is 6.3" Tall)



SL645ALP



SL665A

PART NO.	DESCRIPTION
SL645ALP	Amber, 10' auxiliary plug
SL665A	Amber, 10' auxiliary plug



CLASS 1 6.5" X 5" LED BEACONS

- SAE J595 Class 1
- 12-24VDC
- 1.5 Amps
- 15 flash patterns
- 6.625" dia. x 4.875" Tall
- 10' cord on SL675A
- 9" wires on SL685ALP



SL675ALP/SL685ALP

PART NO.	DESCRIPTION
SL675ALP	Amber, Magnetic
SL685ALP	Amber, Permanent



CLASS 1 6.5" X 6.5" LED BEACONS

- SAE J595 Class 1
- CA13
- 12-24VDC
- 1.5 Amps
- 15 flash patterns
- 6.25" dia. x 6.625" Tall
- 10' cord on SL675A
- 12" wires on SL685ALP



SL695A/SL696A

PART NO.	DESCRIPTION
SL695A	Amber, Magnetic
SL696A	Amber, Permanent



CLASS 1 5" X 4" LED BEACON

- SAE J845 Class 1
- 12-24VDC
- 1.3 Amps
- 32 LED
- 5.125" x 3.75"
- 10" blunt cut ends
- 8 flash patterns



PART NO.	DESCRIPTION
SL502A	Amber, Magnetic/Permanent



6.5" X 5"/6.3" LED BEACONS

- 3 Amber LEDs
- Amber lens
- 12-24V; 0.47 Amps @ 12V
- 5 flash patterns
- 10' accessory power plug

- Magnetic/Permanent mount
- SAE J845 Class 2 certified
- IPX5 rated
- Retail packaged



SL620ALP
6.6" x 4.88"



SL630A
6.6" x 6.25"

PART NO.	DESCRIPTION
SL620ALP	LED Beacon
SL630A	Tall LED Beacon



PORTABLE 5" X 4" LED BEACON

- 6VDC
- 0.2Amps
- 72 LED
- 5.625" x 4.625"
- Built in switch
- 4 AA batteries required (not included)



PART NO.	DESCRIPTION
SL480A	Amber, Magnetic Mount



5" X 4" LED BEACON

- 12-24VDC
- .60 Amps
- 40 LED
- 5.12" x 3.74"
- 10' cord
- 2 flash patterns: strobe & rotating



PART NO.	DESCRIPTION
SL501A	Amber, Magnetic



5" X 4" INCANDESCENT BEACON STROBE

- 1.7 joules
- 90 FPM/10-Flash
- 10' cord
- 4" dia. x 3" Tall
- .3 Amps



PART NO.	DESCRIPTION
SL500A	12-24V Amber Ministrobe, Multi-Mount
3025443	Replacement Flash Tube

6" X 5" INCANDESCENT BEACON STROBE

- Replaceable "U" shaped flash tube rated at 1.7 joules
- 6" dia. x 4-3/4" tall
- 10' cord
- 12 VDC
- .3 Amps



PART NO.	DESCRIPTION
SL650A	Mag-Mount 12-110V Multi-Volt Strobe

INCANDESCENT DUAL FLASH STROBES

- 8 joules, 80FPM/dual flash
- 12 VDC
- 1.5 Amps
- 3-bolt or pipe-style mounting
- 6-5/16" dia. x 6-5/16" Tall (SL640ALP is 4-3/4" Tall)
- Replaceable bulb



PART NO.	DESCRIPTION
SL640ALP	Permanent Mount
SL660A	Permanent Mount
PART NO.	DESCRIPTION
3016342	Repl. Flash Tube for SL640ALP, SL660A

5.5" HALOGEN REVOLVING LIGHT

- Includes 10' coiled power cord, auxiliary plug adapter and a backup replacement bulb.
- 7" x 5.25"



PART NO.	DESCRIPTION
RL650A	12V, Mag-Mount Amber Safety Light
G18BA15	Replacement Bulb

16.5" WIDE HALOGEN REVOLVING LIGHT BAR

- 320 flashes per minute
- 10' power cord w/ on-off switch
- Magnetic mount
- Includes 2 spare bulbs
- 7 Amps
- 16.5" x 8" x 6"



PART NO.	DESCRIPTION
8891020	12V, with dual 35W halogen rotators

BEACON MOUNTING BRACKETS & BRUSH GUARD



- B210880**
- 3/16" Black powder coated steel
 - 9" W x 7-5/8" T



- 8891001**
- Pre-drilled for permanent mount beacons
 - 6" bolt circle



8891002



8891003
• 10.5" x 6.88" x 6.63"



8895400/8895404

PART NO.	DESCRIPTION
B210880	Self-Leveling Bracket
8891001	SS Mirror Mount Bracket
8891002*	Beacon Brush Guard
NEW 8891003	Beacon Mount Bracket, SST
NEW 8895400	Magnetic Mount Plate, Self Adhesive
NEW 8895404	Magnetic Mount Plate, Self Adhesive (4-pack)
*Works with SL620ALP, SL630A, SL640ALP, SL645ALP, SL645CLP, SL646ALP, SL675ALP, SL685ALP, SL695A, SL696A	

ULTRA BRIGHT 5" LED FLOOD LIGHT

- 12-24 VDC
- 20G Shock rating
- Rated IP67 for dust and water resistance
- Blunt cut wires
- 3780 Lumens
- Aluminum housing



1492127
(3780 Lumens)

PART NO.	DESCRIPTION
1492127	5" Clear, 1.83 Amps

4" ROUND LED FLOOD LIGHT

- 12-24 VDC
- 20G Shock rating
- Rated IP67 for dust and water resistance
- 1500 Lumens
- Aluminum housing




1492114
(1500 Lumens)

PART NO.	DESCRIPTION
1492114	4.21" Clear Flood, 1.25 Amps

4.5" ROUND LED FLOOD/SPOT LIGHTS

- 12-24 VDC
- 20G Shock rating
- Rated IP67 for dust and water resistance
- Aluminum housing



1492115 - Flood
(1350 Lumens)

1492116 - Flood
(1350 Lumens)

1493215 - Flood
(3780 Lumens)

1492215 - Spot
(1350 Lumens)

PART NO.	DESCRIPTION
1492115	4.6" Clear Flood, 1.5 Amps
1492116	4.6" Amber Flood, 1.5 Amps
1493215	4.6" Clear Flood, 1.5 Amps
1492215	4.6" Clear Spot, 1.5 Amps

5" ROUND SEALED RUBBER FLOOD LIGHTS

- 12-24 VDC*
- 20G Shock rating*
- Rated IP67 for dust and water resistance

- Blunt cut wires
- Rubber housing



1492100*
Incandescent

1492110
(375 Lumens)

1492111
(375 Lumens)

1492112
(1350 Lumens)

PART NO.	DESCRIPTION
1492100*	5" Clear, Incandescent, 2.92 Amps
1492110	5" Clear, 3 Amps
1492111	5" Amber, 3 Amps
1492112	5" Clear, 1.5 Amps

*1492100 is 12V, does not have a 20G shock rating, & has 1-year warranty

5.5" LED OVAL SPOT-FLOOD LIGHT

- 12-24 VDC
- 20G Shock rating
- Rated IP67 for dust and water resistance
- Blunt cut wires
- Rubber housing
- 1350 Lumens



1492113
(1350 Lumens)

PART NO.	DESCRIPTION
1492113	5.5" Stop-Flood, 1.5 Amps

WORK LIGHT WITH BUILT-IN BACKUP CAMERA

- Produces 1100 lumens of light
- Durable camera features a 976 H x 592 V pixel resolution
- Night vision capabilities and a wide 140° viewing angle to help capture everything going on even in low visibility situations



8883110
(1100 Lumens)

8883111
(1100 Lumens)

PART NO.	DESCRIPTION
8883110	Round Work Lamp Camera
8883111	Square Work Lamp Camera

ULTRA BRIGHT SQUARE LED FLOOD/SPOT LIGHTS

- 12-24 VDC
- 20G Shock rating
- Rated IP67 for dust and water resistance
- Aluminum housing



1492223*
(2105 - 7017 Lumens)



1492197
(3540 Lumens)



1492198
(4500 Lumens)



1492224*
(1938 - 6459 Lumens)



1492225*
(2943-9831 Lumens)



1492128
(4320 Lumens)



1492222*
(3600 - 4500 Lumens)



1492226*
(3600 - 12000 Lumens)



1492196
(9000 Lumens)



1492190
(4050 Lumens)



1492290
(4050 Lumens)



1492194**
(7920 Lumens)

PART NO.	DESCRIPTION
NEW 1492223*	4" Flood, 7.75 Amp
1492197	4" Wide Angle Spot-Flood, 2.18 Amp
NEW 1492198	4" Heated Lens Flood, 6.6 Amp
NEW 1492224*	4.5" Flood, 6.92 Amp
NEW 1492225*	4.5" Flood, 10 Amp
1492128	4.5" Flood, 2.08 Amp
NEW 1492222*	5" Flood, 4.17 Amp
NEW 1492226*	5" Flood, 12.42 Amp
NEW 1492196	6" Flood, 6.8 Amp
NEW 1492190	6" Flood, 1.96 Amp
1492290	6" Spot, 1.96 Amp
1492194**	6.5" Flood, 4.9 Amp

*Features TCS (temperature control system) automatically adjusts light for maximum power depending on temperature [Available Q3 2019]

**Rated IP68

SQUARE LED FLOOD/SPOT LIGHTS

- 12-24 VDC
- 20G Shock rating
- Rated IP67 for dust and water resistance
- Aluminum housing



1492129
(780 Lumens)



1492137
(1380 Lumens)



1492237
(1380 Lumens)



1492134
(1710 Lumens)



1492117
(1050 Lumens)



1492220
(1710 Lumens)



1492199
(1710 Lumens)



1492193
(1710 Lumens)

PART NO.	DESCRIPTION
1492129	2.5" Flood, 1 Amp
1492137	3" Flood, 1.5 Amp
1492237	3" Spot, 1.5 Amp
1492134	4" LED Spot, 1.25 Amps
1492117	4.3" Flood, 1.2 Amp
NEW 1492220	4" LED Flood, 4.35 Amps
NEW 1492199	5" LED Flood, 0.75 Amps
1492193	5" Flood, 1.25 Amp, with Built-in-Switch

LIGHTS & ELECTRICAL

SQUARE LED FLOOD/SPOT LIGHTS

- 12-24 VDC
- 20G Shock rating
- Rated IP67 for dust and water resistance
- Aluminum housing



1492119
(1500 Lumens)



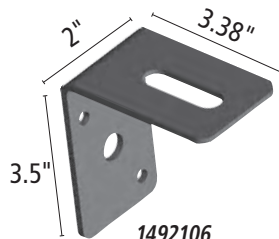
1492135
(1620 Lumens)



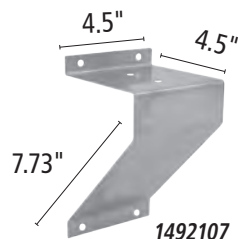
1492118
(1350 Lumens)

PART NO.	DESCRIPTION
1492119	5.3" Flood, 2.25 Amp
1492135	5.5" LED Flood, 1.5 Amps
1492118	6" LED Flood, 1.5 Amps

STAINLESS STEEL MOUNTING BRACKETS



1492106



1492107

PART NO.	DESCRIPTION
1492106	SS Bracket for Flood/Spot Lights
1492107	90° SS Bracket for Flood/Spot Lights

4" LED FOG LIGHT

- 1 Clear LED
- Clear Lens
- Aluminum housing with black powder-coat finish
- 12-24V, 0.71 Amps @ 12V
- 483 lumens
- 18" lead w/blunt cut ends
- 3.94" x 3.94" x 3.17"
- Rated IP67 for dust and water resistance



PART NO.	DESCRIPTION
1492221	4" LED Fog Light

RECESSED 3" LED FLOOD LIGHT

- 6 Clear LEDs
- Clear lens
- Die cast powder-coated aluminum housing
- 12-24V, 1.38 Amps @ 12V
- 1620 lumens
- 18" lead w/blunt cut ends
- 4.76" x 3.60" x 3.10"
- Rated IP67 for dust and water resistance



PART NO.	DESCRIPTION
1492138	Recessed 3" LED Flood Light

ANGLE MOUNTED 3" LED FLOOD LIGHT

- 3 Clear LEDs
- Clear lens
- Die cast powder coated aluminum housing
- 12-24V, 0.34 Amps @ 12V, 4.08 Watts
- 1260 lumens
- 18" lead w/blunt cut ends
- 3.00" x 1.50" x 0.875"
- Includes flat, tubular and angle mounts
- Rated IP67 for dust and water resistance



PART NO.	DESCRIPTION
1492139	Angle Mounted 3" LED Flood Light

RECESSED 6.5" LED FLOOD LIGHT

- 6 Clear LEDs
- Clear lens
- 12-24V, 0.75 Amps @ 12V
- 1140 lumens
- 18" lead w/blunt cut ends
- 6.25" x 3.40" x 1.38"
- Includes 30° rubber offset mount
- Rated IP67 for dust and water resistance



PART NO.	DESCRIPTION
1492191	Recessed 6.5" LED Flood Light

LED COMBINATION SPOT-FLOOD LIGHT BAR, DOUBLE ROW

- 12-24 VDC
- Rated IP67 for dust and water resistance
- Blunt cut wires
- Aluminum housing
- Clear lens



PART NO.	DESCRIPTION
1492160	8.11" Combo Light Bar, 12 LED, 2 Amp
1492161	14.09" Combo Light Bar, 24 LED, 4.20 Amp
1492162	22.17" Combo Light Bar, 40 LED, 8.20 Amp
1492163	32.20" Combo Light Bar, 60 LED, 12.00 Amp
1492165	50.12" Combo Light Bar, 96 LED, 16.60 Amp

LED CURVED COMBINATION SPOT-FLOOD LIGHT BAR, DOUBLE ROW

- 12-24 VDC
- Rated IP67 for dust and water resistance
- Blunt cut wires
- Aluminum housing
- Clear lens



PART NO.	DESCRIPTION
1492171	14.09" Combo Light Bar, 24 LED, 4.20 Amp
1492172	22.32" Combo Light Bar, 40 LED, 8.20 Amp

LED COMBINATION SPOT-FLOOD LIGHT BAR, SINGLE ROW

- 12-24 VDC
- Rated IP67 for dust and water resistance
- Blunt cut wires
- Aluminum housing
- Clear lens



PART NO.	DESCRIPTION
1492182	20.63" Combo Light Bar, 15 LED, 2.80 Amp
1492183	31.97" Combo Light Bar, 24 LED, 4.55 Amp
1492184	39.53" Combo Light Bar, 30 LED, 5.78 Amp
1492185	50.87" Combo Light Bar, 39 LED, 7.60 Amp

LED COMBO SPOT-FLOOD LIGHT BAR ACCESSORIES



PART NO.	DESCRIPTION
3034110	Rear Mount Mounting Legs, Pair
3035781	Tube Mount, Pair
3035783	Tube X Mount, Pair
3035768	Harness with Single Switch, DT Connection
3035770	Harness with Single Switch ATP Connection

SNOW PLOW REPLACEMENT PARTS

RUBBER CUTTING EDGES

CALL FOR CURRENT PRICING

All rubber cutting edges are furnished with 3"-long slots for adjustment. Allow 10 days for fabrication of nonstock rubber cutting edges.

FOR MEYER® SNOWPLOWS

Includes Mounting Hardware

PART NO.	DESCRIPTION	OEM PART NO.	WT. (LBS.)
1312005	Two Meter, 1" x 6" x 78"	08186	24.5
1312010	ST-78, 1-1/2" x 8" x 78"	08187	39.5
1312015	ST-84, 1-1/2" x 8" x 84"	08188	43.0
1312020	ST-90/C-7.5, 1-1/2" x 8" x 90"	08189	48.0
1312025	C-8, 1-1/2" x 8" x 96"	08190	48.5
1312030	C-8.5, 1-1/2" x 8" x 102"	08191	59.7
1312035	HM-9, 1-1/2" x 10" x 108"	08192	78.0
1312040	HM-10, 1-1/2" x 10" x 120"	08193	83.0

FOR WESTERN® SNOWPLOWS

Includes Mounting Hardware

PART NO.	DESCRIPTION	OEM PART NO.	WT. (LBS.)
1312105	6-1/2' Standard, 1" x 6" x 78"	608261	25.4
1312115	7-1/2' Std., 1-1/2" x 8" x 90"	608263	44.0
1312120	8' Standard, 1-1/2" x 8" x 96"	608291	48.0
1312125	8-1/2' Std., 1-1/2" x 8" x 102"	608292	59.7
1312130	9' Std., 1-1/2" x 10" x 108"	608321	78.0
1312135	10' Std., 1-1/2" x 10" x 120"	608323	87.0

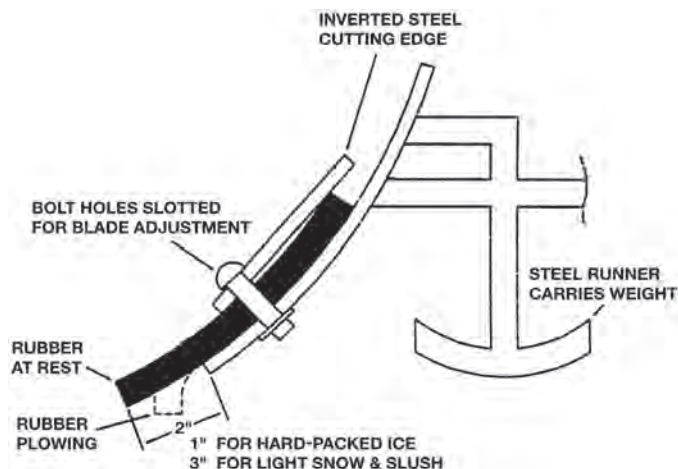
FOR FISHER® SNOWPLOWS

Includes Mounting Hardware

PART NO.	DESCRIPTION	NO. OF SLOTS	WT. (LBS.)
1312220	1-1/2" x 10" x 90"	8	65
1312225	1-1/2" x 10" x 96"	8	69
1312226	1-1/2" x 10" x 96"	10	69
1312230	1-1/2" x 10" x 108"	11	78

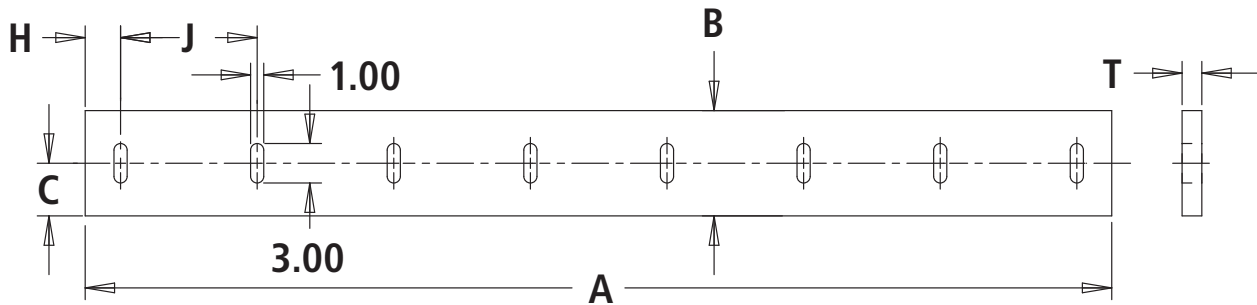
CUSTOM CUT RUBBER CUTTING EDGES

- Price includes cutting to length and punching slots.
- Pricing subject to change.
- Requires detailed drawing from customer.
- Made in USA of tough resilient premium rubber compound



DESCRIPTION
1" x 6"
1-1/2" x 8"
1-1/2" x 10"
1-1/2" x 12"

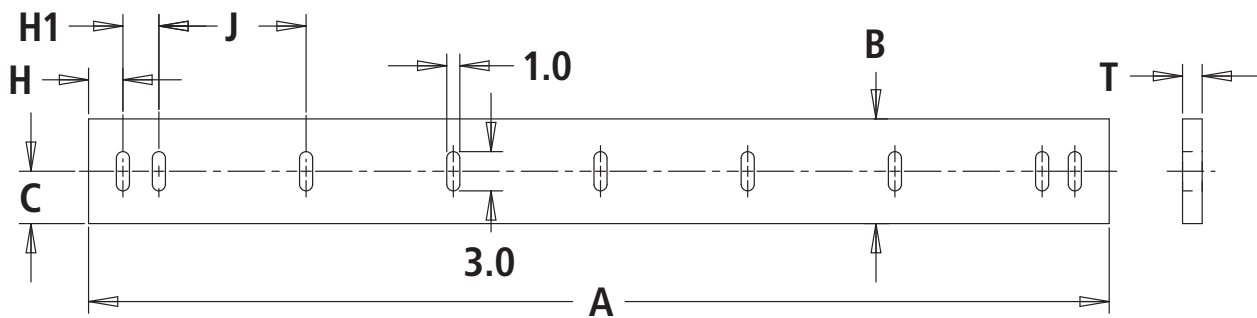
REPLACEMENT RUBBER CUTTING EDGE INFORMATION - STYLE A



PART NO.	REPLACES OEM PART NO.	A	B	C	NO. OF SLOTS	H	J	T	WT. (LBS)
1312005	M - 08186	78	6	3	6	1.5	15	1	24.5
1312010	M - 08187	78	8	4	8	2.69	10.38	1.5	39.5
1312015	M - 08188	84	8	4	7	4.69	12.44	1.5	43.0
1312020	M - 08189	90	8	4	8	1.47	12.44	1.5	48.0
1312025	M - 08190	96	8	4	8	4.47	12.44	1.5	48.5
1312030	M - 08191	102	8	4	9	1.25	12.44	1.5	59.7
1312120	W - 608291	96	8	4	8	2.5	13	1.5	30.3
1312220	-	90	10	5	8	1.5	12.44	1.5	65.0
1312225	-	96	10	5	8	4.47	12.44	1.5	69.3

M - MEYER®, W - WESTERN®

REPLACEMENT RUBBER CUTTING EDGE INFORMATION - STYLE B



PART NO.	REPLACES OEM PART NO.	A	B	C	NO. OF SLOTS	H	H1	J	T	WT. (LBS)
1312105	W - 608261	78	6	3	8	2.63	8.25	11.25	1	25.4
1312115	W - 608263	90	8	4	8	2.63	14.25	11.25	1.5	44
1312125	W - 608292	102	8	4	8	2.5	16	13	1.5	59.7
1312130	W - 608321	108	10	5	11	3	3	12	1.5	78
1312135	W - 608323	120	10	5	12	3	3	12	1.5	87
1312035	M - 08192	108	10	5	11	3	3	12	1.5	78
1312040	M - 08193	120	10	5	12	3	3	12	1.5	87
1312226	-	96	10	5	10	1.5	3	12.44	1.5	69.3
1312230	-	108	10	5	11	3	3	12	1.5	78
1312546	STD HWY	108	10	5	11	3	3	12	1.5	78
1312547	STD HWY	120	10	5	12	3	3	12	1.5	87
1312548	STD HWY	132	10	5	13	3	3	12	1.5	96
1312549	STD HWY	144	10	5	14	3	3	12	1.5	105

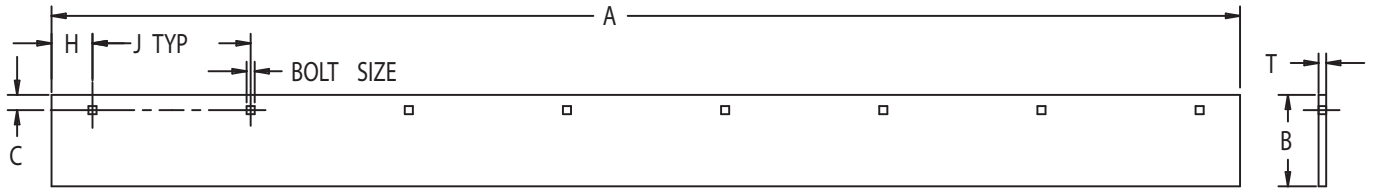
M - MEYER®, W - WESTERN®

SNOW PLOW REPLACEMENT PARTS



REPLACEMENT STEEL CUTTING EDGE INFORMATION - STYLE A

- C-1090 Steel
- Brinell Hardness Range: 250-300
- Hardware not included on all cutting edges



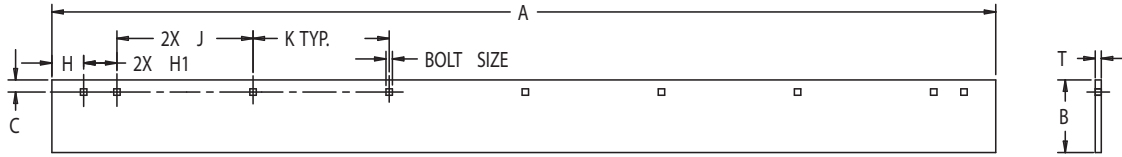
	PART NO.	OEM PART NO.	A	B	C	BOLT SIZE	NO. OF SLOTS	H	J	T	WT. (LBS)
Meyer	1301005	09100	78	6	2	1/2"	6	1.5	15	3/8"	49
	1301010	09130	72	6	1	1/2"	7	4.88	10.38	3/8"	46
	1301015	09131	78	6	1	1/2"	8	2.69	10.38	3/8"	49
	1301016	09131**	78	6	1	1/2"	8	2.69	10.38	1/2"	66
	1301020	09132	84	6	1	1/2"	7	4.69	12.44	3/8"	53
	1301021	09132**	84	6	1	1/2"	7	4.69	12.44	1/2"	71
	1301025	09796	90	6	1	1/2"	8	1.47	12.44	3/8"	57
	1301030	09796**	90	6	1	1/2"	8	1.47	12.44	1/2"	76
	1301035	09133	96	6	1	1/2"	8	4.47	12.44	1/2"	81
	1301040	09134	102	6	1	1/2"	9	1.25	12.44	1/2"	86
Diamond	1301100	811000233	18	6	3	5/8"	3	3	6	1/2"	14
Western	1301210	49070	84	6	1	1/2"	8	2.63	11.25	3/8"	54
	1301220	49080	96	6	1	1/2"	8	2.5	13	3/8"	61
	1301235	49347	96	6	1	1/2"	8	2.5	13	1/2"	81
	1301245	58811	72	6	3	1/2"	7	2.25	11.25	3/8"	46
	1301255	58813	84	6	3	1/2"	8	2.63	11.25	3/8"	53
	1301265	58815	96	6	3	1/2"	8	2.5	13	1/2"	81
	1301291	49328	96	6	2.06	1/2"	8	2.5	13	3/8"	61
	1301293	49351	96	6	2.06	1/2"	8	2.5	13	1/2"	81
Fisher	1301300	5532/6597	90	6	1.25	1/2"	8	1.44	12.44	3/8"	57
	1301301	5532**	90	6	1.25	1/2"	8	1.44	12.44	5/8"	95
	1301303	50678/50625	90	6	1.25	1/2"	8	1.5	12.43	1/2"	76
	1301305	5533/6598	96	6	1.25	1/2"	8	4.47	12.44	1/2"	81
	1301306	5533**	96	6	1.25	1/2"	8	4.47	12.44	5/8"	101
	1317005	5533**	96	8	1.25	1/2"	8	4.46	12.44	5/8"	136
Sno-Way	1303510	96100275	80	6	1.75	1/2"	10	4	8	3/8"	51
	1303515	96100237	90	6	1.75	1/2"	12	1	8	1/2"	76
	1303520	96100239	96	6	1.75	1/2"	12	4	8	1/2"	81
Blizzard	1304600	B52067/B61292	89	6	1.5	1/2"	7	2.5	14	1/2"	75
	1304601	B52095/B11962	94.5	6	1	1/2"	7	3.75	14.5	1/2"	80
	1304602	B61625/B52139	94.5	6	1	1/2"	7	3.75	14.5	5/8"	100
	1304603	B61258/B61168	90	6	1.63	1/2"	8	1.69	12.38	1/2"	76
	1304604	B61259/B61164	96	6	1.5	1/2"	8	1.73	13.22	1/2"	81
	1304605	B61532/B61528	102	6	1.63	1/2"	8	2	14	1/2"	86
	1304606	B61256/B61165	90	6	1.63	1/2"	8	1.69	12.38	3/8"	57
Boss	1304749	STB09544	84	6	1	1/2"	7	6	12	1/4"	35
	1304750	STB03071	90	6	1	1/2"	8	3	12	3/8"	57
	1304751	STB03002	90	6	1	1/2"	8	3	12	1/2"	76
Curtis	1304800	1TBP49A	90	6	3	1/2"	7	1.5	14.5	3/8"	57
	1304801	1TBP49B	96	6	3	1/2"	7	1.5	15.5	3/8"	61
	1304802	1TBP49J	102	6	3	1/2"	9	1	12.5	1/2"	86
	1304804	1TBP49A**	90	6	3	1/2"	7	1.5	14.5	1/2"	57
	1304805	1TBP49B**	96	6	3	1/2"	7	1.5	15.5	1/2"	61

**No Direct OEM Part Number, Extra Thick Version of Number Listed

INFORMATION

SNOW PLOW REPLACEMENT PARTS

REPLACEMENT STEEL CUTTING EDGE INFORMATION - STYLE B



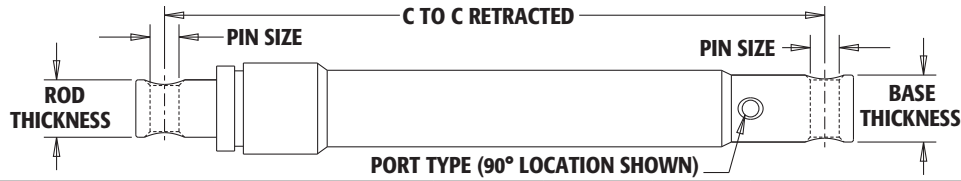
	PART NO.	OEM PART NO.	A	B	C	BOLT SIZE	NO. OF SLOTS	H	H1	J	K	T	WT. (LBS)
Meyer	1301045	7259	108	6	1.25	5/8"	11	3	3	12	12	1/2"	91
	1301050	7235	120	6	1.25	5/8"	12	3	3	12	12	1/2"	101
Western	1301200	49066	78	6	1	1/2"	8	2.63	8.25	11.25	11.25	3/8"	49
	1301215	49088	90	6	1.25	1/2"	8	2.63	14.25	11.25	11.25	3/8"	57
	1301225	49348	102	6	1.25	1/2"	8	2.5	16	13	13	1/2"	86
	1301230	49346	90	6	1.25	1/2"	8	2.63	14.25	11.25	11.25	1/2"	76
	1301240	49349	108	6	1.25	1/2"	10	2.5	3	16	13	1/2"	92
	1301250	58812	78	6	3	1/2"	8	2.63	8.25	11.25	11.25	3/8"	49
	1301260	58814	90	6	3	1/2"	8	2.63	14.25	11.25	11.25	3/8"	57
	1301270	58816	102	6	3	1/2"	8	2.5	16	13	13	1/2"	87
	1301275	58817	108	6	1.5	5/8"	11	3	3	12	12	1/2"	92
	1301280	58818, Cover Edge	120	6	1.5	5/8"	12	3	3	12	12	1/2"	101
	1301281	58818**	120	6	1.5	5/8"	12	3	3	12	12	5/8"	126
	1301290	49312	90	6	2.06	1/2"	8	2.63	14.25	11.25	11.25	3/8"	57
	1301292	49350	90	6	2.06	1/2"	8	2.63	14.25	11.25	11.25	1/2"	75
	1301294	64775	90	6	1.25	5/8" Slotted	10	2.5	3	7	13	1/2"	74
1301295	63980	96	6	1.25	5/8" Slotted	10	2.5	3	10	13	1/2"	81	
1301296	63985	102	6	1.25	5/8" Slotted	10	2.5	3	13	13	1/2"	86	
1301297	63990	108	6	1.25	5/8" Slotted	10	2.5	3	16	13	1/2"	92	
Fisher	1301302	28575/28545	90	6	3	5/8"	10	1.5	3	9.43	12.43	1/2"	76
	1301307	27580/27426	96	6	3	5/8"	10	1.5	3	12.43	12.43	1/2"	81
	1301308	26460/26652	102	6	1.25	1/2"	8	2.5	16	13	13	1/2"	87
	1301309	27585/28391	102	6	300	5/8"	10	2.5	3	13	13	1/2"	87
	1301310	5534/6599	108	6	1.25	5/8"	11	3	3	12	12	1/2"	91
	1301311	5534**	108	6	1.25	5/8"	11	3	3	12	12	5/8"	114
	1301312	27590/27427	108	6	3	5/8"	11	3	3	12	12	1/2"	91
	1301315	3507/7082	120	6	1.5	5/8"	12	3	3	12	12	1/2"	101
Sno-Way	1303530	96106376	80	6	1.75	1/2"	8	2	8	12	12	3/8"	51
	1303535	96106668/96106336	90	6	1.75	1/2"	9	2	7	12	12	3/8"	57
	1303536	96106668**/96106336**	90	6	1.75	1/2"	9	2	7	12	12	1/2"	76
	1303540	96106337/96106669	96	6	1.75	1/2"	9	2	10	12	12	3/8"	81
	1303542	Std Highway	144	8	1.5	5/8"	14	3	3	12	12	5/8"	194
	1303543	96106337**/96106669**	96	6	1.75	1/2"	9	2	10	12	12	1/2"	81
Northman Boss	1303790	31547CP	90	6	3	1/2"	9	3	6	12	12	3/8"	57
	1304752	STB03003	96	6	1	1/2"	10	2	4	12	12	1/2"	81
	1304753	STB03072	102	6	1	1/2"	10	3	6	12	12	1/2"	86
	1304754	STB03242	108	6	1	1/2"	10	3	9	12	12	1/2"	91
	1304755	STB07537	120	6	1	5/8"	12	3	3	12	12	1/2"	101
	1304757	STB00317	96	8	1	5/8"	10	2	4	12	12	1/2"	108
	1304758	STB00318	102	8	1	5/8"	10	3	6	12	12	1/2"	115
	1304759	STB00319	108	8	1	5/8"	10	3	9	12	12	1/2"	122
Curtis Highway	1304803	1TP49C	108	6	3	1/2"	9	1.5	10.5	14	14	1/2"	91
	1317000	Std Highway	120	6	1.5	5/8" C-Sink	12	3	3	12	12	5/8"	127
	1317001	Std Highway	132	6	1.5	5/8"	13	3	3	12	12	5/8"	140
	1317002	Std Highway	120	8	1.5	5/8"	12	3	3	12	12	5/8"	168
	1317003	Std Highway	132	8	1.5	5/8"	13	3	3	12	12	5/8"	187
	1317004	Std Highway	108	8	1.5	5/8"	11	3	3	12	12	5/8"	153
	1317006	Std Highway	108	6	1.5	5/8"	11	3	3	12	12	5/8"	114.6
	1317007	Std Highway	48	6	1.5	5/8" C-Sink	6	3	3	12	12	5/8"	51
	1317008	Std Highway	108	8	1.5	5/8" C-Sink	11	3	3	12	12	3/4"	184
	1317009	Std Highway	120	8	1.5	5/8" C-Sink	12	3	3	12	12	3/4"	204
	1317010	Std Highway	132	8	1.5	5/8" C-Sink	13	3	3	12	12	3/4"	225
	1317011	Std Highway	144	8	1.5	5/8" C-Sink	14	3	3	12	12	3/4"	245
	1317012	Std Highway	120	8	1.5	5/8" C-Sink	12	3	3	12	12	5/8"	168
	1317013	Std Highway	24	6	1.5	5/8" C-Sink	4	3	3	12	-	3/4"	31
	1317014	Std Highway	48	8	1.5	5/8"	6	3	3	12	12	3/4"	82
	1317015	Std Highway	60	8	1.5	5/8"	7	3	3	12	12	3/4"	102
	1317016	Std Highway	72	8	1.5	5/8"	8	3	3	12	12	3/4"	123
	1317017	Std Highway	24	6	1.5	5/8"	4	3	3	12	-	5/8"	26
	1317018	Std Highway	24	6	1.5	5/8" C-Sink	4	3	3	12	-	5/8"	26
	1317019	Std Highway	36	6	1.5	5/8" C-Sink	5	3	3	12	12	5/8"	38
	1317021	Std Highway	108	8	1.5	5/8" C-Sink	11	3	3	12	12	5/8"	153
	1317023	Std Highway	132	8	1.5	5/8" C-Sink	13	3	3	12	12	5/8"	187
1317024	Std Highway	144	8	1.5	5/8" C-Sink	14	3	3	12	12	5/8"	194	
1317025	Std Highway	96	8	1.5	5/8" C-Sink	10	3	3	12	12	5/8"	166	
1317038	Std Highway	36	6	1.5	5/8" C-Sink	5	3	3	12	12	3/4"	45.1	
1317039	Std Highway	48	6	1.5	5/8" C-Sink	6	3	3	12	12	3/4"	60.3	
1317040	Std Highway, Carbide	36	6	1.5	5/8" C-Sink	5	3	3	12	12	5/8"	46	
1317041	Std Highway, Carbide	48	6	1.5	5/8" C-Sink	6	3	3	12	12	5/8"	62	
1317046	Std Highway, Cover Edge	132	6	1.5	5/8"	13	3	3	12	12	1/2"	112	
1317047	Std Highway, Cover Edge	144	6	1.5	5/8"	14	3	3	12	12	1/2"	122	

**No Direct OEM Part Number, Extra Thick Version of Number Listed

INFORMATION

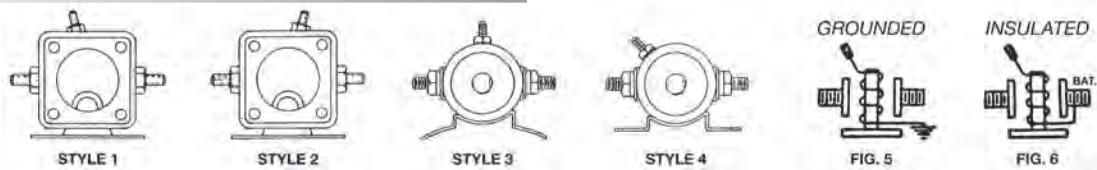
SNOW PLOW REPLACEMENT PARTS

REPLACEMENT CYLINDER INFORMATION



PART NO.	OEM PART NO.	BORE	STROKE	ACTING	C TO C RETRACTED	C TO C EXTENDED	ROD DIA. / THICKNESS	BASE DIA. / THICKNESS	PIN SIZE	PORT TYPE	PORT LOCATION	WT (LBS)
1303550	96100085	2-1/2"	4"	Double	10-1/4"	14-1/4"	1-1/2"	1-1/2"	3/4"	#6 SAE	90°	15.3
1303554	96101977	2-1/4"	9"	Double	16-1/8"	25-1/8"	1-1/2"	1-1/2"	5/8"	#6 SAE	Inline	17.0
1303557	96107455	1-1/2"	11-1/4"	Single	16-3/4"	28"	1-1/4"	1-1/2"	1/2"	#6 SAE	90°	11.5
1303700	96106077	1-1/2"	3-7/8"	Double	10-1/4"	14-1/8"	1-1/2"	4"	3/4" (R) 1/2" (B)	#6 SAE	90°	13.3
1304005	05810	1-1/2"	10"	Single	16-1/4"	26-1/4"	1-1/2"	1-5/8"	5/8"	1/4" NPT	Inline	13.0
1304006	07968	1-1/2"	10"	Single	16-1/4"	26-1/4"	1-1/2"	1-5/8"	5/8"	#6 SAE	Both (2 holes)	12.5
1304010	05437	1-1/2"	12"	Single	18"	30"	1-1/2"	1-5/8"	5/8"	1/4" NPT	Inline	15.0
1304015	05752	2"	12"	Single	18"	30"	1-5/8"	1-5/8"	5/8"	1/4" NPT	Inline	22.0
1304020	05984	1-1/2"	6"	Single	12-3/8"	18-3/8"	1-1/8"	1-5/8"	5/8"	1/4" NPT	Inline	10.0
1304100	81700020	1-1/2"	10"	Single	17-1/4"	27-1/4"	1-1/2"	1-3/4"	1"	1/4" NPT	90°	14.0
1304200	25209	1-1/2"	10"	Single	17"	27"	1-1/2"	1-3/4"	1"	1/4" NPT	Inline	13.5
1304201	56538K	1-1/2"	8"	Single	15-1/4"	23-1/4"	1-1/2"	1-3/4"	3/4"	#6 SAE	90°	11.7
1304202	56614	1-1/2"	10"	Single	17"	27"	1-1/2"	1-3/4"	3/4"	#6 SAE	90°	13.2
1304203	64148	1-1/2"	12"	Single	19-1/2"	31-1/2"	1-1/2"	1-3/4"	1"	#6 SAE	90°	14.6
1304204	56750	2"	11"	Double	18-1/4"	29-1/4"	1-1/2"	2"	1"	#6 SAE	90°	21.9
1304205	56102	1-1/2"	10"	Single	17-1/4"	27-1/4"	1-1/2"	1-3/4"	3/4"	1/4" NPT	90°	13.8
1304210	25200	1-1/2"	6"	Single	13"	19"	1-1/2"	1-3/4"	3/4"	1/4" NPT	Inline	10.0
1304215	25210	2"	6"	Single	13-1/4"	19-1/4"	1-7/16"	1-1/2"	3/4"	1/4" NPT	Inline	17.1
1304217	56709	2"	10"	Double	17-5/16"	27-5/16"	1-1/2"	2"	1"	#6 SAE	90°	15.0
1304220	25878	2"	16"	Single	23-1/4"	39-1/4"	2"	2-1/4"	1"	1/4" NPT	Inline	29.4
1304300	A3660/20117K	1-1/2"	12"	Single	19-1/4"	31-1/4"	1-1/2"	1-3/4"	1"	1/4" NPT	90°	15.0
1304305	A318/20116K	1-1/2"	10"	Single	17-1/4"	27-1/4"	1-1/2"	1-3/4"	1"	1/4" NPT	Both (2 ports)	14.0
1304310	A5166	2"	16"	Single	23-1/4"	39-1/4"	2"	2-1/4"	1-1/4"	1/4" NPT	90°	29.0
1304311	56718	1-1/2"	6"	Single	13-1/4"	19-1/4"	1-1/2"	1-3/4"	1"	#6 SAE	Inline	10.1
1304312	56603K	1-1/2"	12"	Single	19-1/2"	31-1/2"	1-1/2"	1-3/4"	1"	#6 SAE	90°	14.6
1304640	B60029	2"	10"	Single	17-1/4"	27-1/4"	1-3/4"	2-1/4"	3/4"	#6 SAE	90°	19.5
1304641	B60065	2"	9-3/8"	Single	16-1/4"	25-5/8"	1-3/4"	2-1/4"	3/4"	#6 SAE	90°	18.5
1304642	B60221	2-1/4"	12"	Single	19"	31"	2"	2-5/8"	3/4"	#6 SAE	90°	27.7
1304643	B60236	2-1/2"	4-5/8"	Double	16-3/4"	21-3/8"	1-1/4"	2-7/8"	5/8"	#6 SAE	+/-45°	16.4
1304644	B60237	3-1/2"	4-5/8"	Double	17-1/2"	22-1/8"	1-1/4"	3-3/8"	3/4"	#6 SAE	+/-45°	24.2
1304645	B60255	3"	4-5/8"	Double	17-1/2"	22-1/8"	1-1/4"	3-3/8"	3/4"	#6 SAE	+/-45°	21.2
1304646	B60347	1-1/2"	13-15/16"	Double	26-9/16"	40-1/2"	1"	1-7/8"	5/8"	#6 SAE	90°	17.0
1304647	B60207	1-3/4"	18-7/16"	Double	24"	42-7/16"	1-1/8"	2-1/8"	5/8"	#6 SAE	90°	18.9
1304700	HYD01603	1-1/2"	10"	Single	17"	27"	1-1/2"	2-3/8"	5/8"	3/8" NPT	Inline	15.7
1304701	HYD07013	1-1/2"	10"	Double	15-3/4"	25-3/4"	2-1/8"	2-1/8"	5/8"	#6 SAE (R) 1/4" NPT (B)	90° & 180°	12.7
1304704	HYD08830	1-1/8"	10"	Single	17"	27"	1-7/16"	1-3/4"	5/8"	3/8" NPT	90°	13.4

REPLACEMENT SOLENOID INFORMATION



PART NO.	OEM #	DUTY	AMP	MOUNTING	POSTS
1304648	Blizzard B80051	Continuous	150	Flat	4 Post
1304719	Boss HYD01633	Continuous	150	Flat	4 Post
1304819	Curtis 1TBP61A	Intermittent	100	90 Degree	3 Post (Positive switched)
1306070	Meyers 15370	Intermittent	100	90 Degree	3 Post (Positive switched)
1306300	Western 25634	Intermittent	100	90 Degree	3 Post (Ground switched)
1306310	Western 56131K	Continuous	100	Flat	4 Post
1306317	Western 56131K-1	Continuous	150	Flat	4 Post
1306400	Fisher 5794	Continuous	100	90 Degree	3 Post (Ground switched)
1306401	Fisher 5794K	Continuous	100	90 Degree	4 Post
1306505	Monarch 63336	Continuous	80	Motor	3 Post (Ground switched)
1306510	Monarch 63427	Continuous	80	Motor	3 Post (Positive switched)

REPLACEMENT PARTS BY OEM PART NUMBERS

PART NO. PAGE NO.

AIR-FLO®

10-SS6E-SS 74
12-SS6E-SS 74
14004 77
14-SS6E-SS 74
40012 74
60065 74
60067 74
60069 74
70074 74
70076 74
70078 74
A40032 76
A40092 74
A40142-40155 74

ARCTIC®

90151N 76
AG10E 76
AG6E 76
AG8E 76

BLIZZARD®

95755-1 76

BONNELL™

BON-000700 84

BOSS®

BAX00034 42
BAX00096 42
BAX00097 42
BAX00098 42
BAX00099 42
BAX07627 42
BAX08057 42
HDW01744 44
HYD01603 43
HYD01620 43
HYD01633 44
HYD01633 119
HYD01684 44
HYD01690 44
HYD01695 43
HYD01696 43
HYD01707 43
HYD01810 43
HYD07013 43
HYD07018 43
HYD07020 43
HYD07042 43
HYD07078 43
HYD07575 43
HYD07714 43

PART NO. PAGE NO.

HYD08830 43
HYD09922 43
HYD12825 43
MSC01501 42
MSC01509 43
MSC01565 42
MSC01570 42
MSC03807 43
MSC04251 43
MSC04675 43
MSC04744 44
MSC04753 44
MSC04754 44
MSC05056 44
MSC05674 43
MSC0676 43
MSC07699 43
MSC07705 43
MSC0793 43
MSC0794 43
MSC09649 43
MSC09664 43
MSC1106 44
MSC11107 44
MSC13071 43
PMV0107 76
PMV1013 76
STB00317 42
STB00317 118
STB00318 42
STB00318 118
STB00319 42
STB00319 118
STB03002 42
STB03002 117
STB03003 42
STB03003 118
STB03071 42
STB03071 117
STB03072 42
STB03072 118
STB03220 44
STB03242 42
STB03242 118
STB07537 42
STB07537 118
STB09544 42
STB09544 117
STB09602 44
TFR09708 42
TRP07880 42

**BRIGGS &
STRATTON®**

693551 76

PART NO. PAGE NO.

CHAR-LYNN®

101-1001 86
101-1003 86
101-1007 86
101-1008 86
101-1026 86
101-1319 86

CURTIS™

1CS6E-M 76
1TBM8 45
1TBP33A-1 45
1TBP33A-2 45
1TBP37 45
1TBP49A 45
1TBP49A 117
1TBP49A 117
1TBP49B 45
1TBP49B 117
1TBP49B 117
1TBP49C 45
1TBP49J 45
1TBP49J 117
1TBP61A 45
1TBP61A 119
1TBP98A 45
1TBP98B 45
1TBP98C 45
1TBP98D 45
1TP49C 118
1TS17-E15 74
MSC01870 45

DOWNEASTER®

SPGV110A 74
SPN104C 76

EVEREST®

3P1607 84
3S0664 84
9B0157 84
9B0543 84
9B0566 84
9B0589 84
9B0637 84
9B0730 84

FISHER®

1588 49
195755 76
20116K 47
20117K 47
20316K 49
20988 48

PART NO. PAGE NO.

21500 50
22260 48, 52
22335K 52
22336K 52
22381K 51
2315 49
25620 51
25861 51
26060 48
26219 48, 52
26460 46, 118
26463 52
26523 47
26652 118
26858 46
27177K 48
27406 47
27426 46, 118
27427 46, 118
27462 47
27580 46, 118
27585 46, 118
27590 46, 118
2780K 49
28391 46, 118
28545 118
28575 46, 118
3 51
305 47
3058 49
307-1 47
308K 47, 52
319K 49
330 48
339K 47
3507 46, 118
3623 47
375 48
419211 51
4424 48
44281-2 46
44282-2 46
44283-2 46
44316 48
44361 49
4461 50
4485 49
44890 46
44891 46
44894 46
44898 46
44996 46
44997 46
50625 117
50645 46

PART NO. PAGE NO.

50678 46, 117
5142 48
5150 48
5523K 48, 52
5532 46, 117
5533 46, 117
5534 46, 118
5551 46
5572 46
56556 47
56591 48, 52
56598 48
56599 48
56603K 47
56709F 47
56710 48
56718 47
56723 49
56724K 49
56725 49, 52
56726 49
56830 48
56832 48
5763 47
5794 47, 119
5794K 52, 119
5794K-1 47
5797 52
5798 52
5799 52
5804 49
5821 51
5822 50, 51
5823 50
5824 50
5842 50
6064 50
63508 46
63509 46
63510 46
6578 51
6597 117
6598 117
6599 118
6631 47
66515 51
66608K-1 51
66783K 51
6814 48
6815 48
6821 47
68435 74
68474 74
6920K 48
6998 47

REPLACEMENT PARTS BY OEM PART NUMBERS



PART NO.	PAGE NO.	PART NO.	PAGE NO.	PART NO.	PAGE NO.	PART NO.	PAGE NO.	PART NO.	PAGE NO.
7053K.....	51	PD937.....	84	07086.....	55	12978.....	54	15811.....	59
7082.....	118			07141.....	54	13608.....	53	15841.....	58, 62
7634K-2.....	51			07235.....	53	13612.....	53	15847C.....	57
7636K-1.....	51			07259.....	53	15026.....	61	15848C.....	57
7637K-1.....	51			07705.....	56	15054.....	58, 61	15916C.....	59
7639.....	51			07799.....	56	15072.....	57, 60	15917C.....	59
765.....	49			07805.....	56	15131.....	62	15918C.....	59
78300.....	76			07806.....	56	15162.....	61, 62	15919C.....	59
7903K.....	48			07955.....	56	15163.....	62	15958C.....	59
7905K.....	48			07968.....	56	15194.....	61	15974C.....	59
7906K.....	47, 93			07969.....	56	15198.....	61, 62	20363.....	55
7908K.....	52			08184.....	53	15199.....	62	20420.....	55
821.....	48			08186.....	53, 115, 116	15206.....	61, 62	21855.....	56, 60
8627.....	46			08187.....	53, 115, 116	15208.....	61, 62	21856.....	56
8764.....	51			08188.....	53, 115, 116	15254.....	61	21857.....	57
90013.....	52			08189.....	53, 115, 116	15326.....	61	21866.....	56
90353.....	47, 52			08190.....	53, 115, 116	15356.....	58, 61	21867.....	56
90601.....	48			08191.....	53, 115, 116	15357.....	58, 61	21868.....	56
91003.....	47, 52			08192.....	53, 115, 116	15358.....	61, 62	21918.....	58
9177.....	74			08193.....	53, 115, 116	15358C.....	59	21919.....	58
9207.....	76			08318.....	53	15370.....	58, 60, 119	21929.....	62
9400.....	50			08473.....	60, 61	15381.....	61, 62	21976.....	59
94898.....	74			08486.....	53	15381C.....	59	22083.....	55
95755-1.....	76			08541.....	54	15382.....	61, 62	22083.....	55
95755-2.....	76			08554C.....	54	15382C.....	58	22141.....	57
95894.....	52			08562.....	54	15392.....	58, 61	22144.....	56, 60
96518.....	52			09100.....	53, 117	15393.....	58, 61	22154.....	57
A1122.....	51			09122.....	54	15430.....	61, 62	22291.....	57
A1587.....	49			09124.....	54, 60	15430C.....	59	22292.....	57
A3770.....	47			09125.....	54	15431.....	61	22293.....	57
A4488.....	50			09126.....	55	15432.....	61	22294.....	57
A4490.....	50			09127.....	55	15433.....	61	22395.....	56
A4949.....	50			09130.....	53, 117	15456.....	61	22396.....	56
A5166K.....	47			09131.....	53, 117	15581.....	61	5001.....	61
A5516.....	47			09131**.....	117	15606.....	59, 61, 62	551G.....	61
A5517.....	47			09132.....	53, 117	15610.....	61, 62	60290.....	78
A5795.....	50			09132**.....	117	15659.....	58, 61, 62	60295.....	86
A5819.....	50			09133.....	53, 117	15660.....	58, 61, 62	60324.....	86
A5841.....	50			09134.....	53, 117	15661.....	58, 61, 62	61167.....	76
A5843.....	50			09362.....	55	15670.....	59	61353.....	86
A5844.....	50			09592.....	55	15671.....	59	61465.....	78
A6148K.....	50, 52			09796.....	53, 117	15672.....	59	61499.....	78
FLINK™				09796**.....	117	15686.....	62	62343.....	75
20096.....	74			09796HD.....	53	15687.....	62	62344.....	75
25353.....	74			09916.....	55, 93	15689.....	58	62345.....	75
462-1.....	86			10514.....	53	15691.....	62	62452.....	86
462L.....	86			11859.....	54	15693.....	62	63181.....	75
GLEDHILL™				11860.....	54	15697.....	62	7235.....	118
15646-C.....	81			12057.....	55	15697C.....	58	7259.....	118
15647-C.....	81			12326.....	53	15698.....	58, 61, 62	801100019.....	53
1980-D3.....	84			12793.....	53	15705.....	62	801100020.....	53
7620-B.....	82			12896-7.....	60	15707.....	62	811000095.....	55, 93
PD832.....	84			12898.....	60	15727.....	58, 62	81100011.....	55
				12900.....	60	15729.....	62	811000161.....	55
				12901.....	60	15737.....	62	811000162.....	54

GOOD ROADS®

61200344.....	84
62100383.....	84
62101007.....	84
90000926.....	74
90000930.....	74
99806239.....	84

HENDERSON®

51873.....	76
61201.....	74
61201-77034.....	74
77467-77468.....	74
77470.....	74
77471-77472.....	74
78499.....	78
81646.....	84
81863.....	84
81864.....	84
95001.....	82
H95297.....	84

HENKE®

7070057.....	84
7080101.....	84
7080103.....	84
7080104.....	84

HINIKER®

25010230.....	64
401-00336.....	74
80302146.....	76
80302223.....	76

HI-WAY®

12993.....	74
12995.....	74
34066.....	74
39605.....	74
41719.....	76
79305.....	74
84723.....	74

MEYER®

05024.....	59
05119.....	61, 62
05437.....	56
05752.....	56
05810.....	56
05984.....	56
07006.....	55
07017.....	54, 60

REPLACEMENT PARTS BY OEM PART NUMBERS

PART NO. PAGE NO.

81100016354
811000233 53, 117
8110003155
8110003355
811000554
81600009503456
81600009504056
81600009504556
81600009505656
81600009506456
81600025560
8170002056
8170002657
8190001154
8190001357
8190001554
856260
87520010057
87521054457
87522024457
87522034457

MONARCH®

63336 119
63427 119

MONROE™

0006949776
0503601775
0503626375
0503626375
0505010776

NORTHMAN®

31547CP 118

OGORA®

5150976

SCHMIDT®

W9C0349384
W9C0405784

SMITH II®

120-7A75
55416HC75

SNO-WAY®

610183863
9600139263
9600155164
9600208664
9600600263

PART NO. PAGE NO.

9600614163
9600614263
9610000564
9610000664
9610008564
96100237 63, 117
96100239 63, 117
96100275 63, 117
9610052163
9610197764
9610254263
9610389363
9610424264
9610424764
96104740 64, 75
9610504664
9610523364
9610607164
9610607764
9610630663
96106336 63, 118
96106337 63, 118
96106376 63, 118
96106668 63, 118
96106669 63, 118
9610669663
9610680264
9610745564
9610764963
9611176476
9611361776

**SNOWEX®/
BLIZZARD®**

4055265
4059765
4069565
4069665
4069765
4069865
4907166
6004566
6475865
6689265
6699165
6699965
7830076
9110966
9301066
B11962 65, 117
B52067 65, 117
B52095 65, 117
B52139 65, 117
B6002965
B6006565

PART NO. PAGE NO.

B6009165
B6020765
B6022165
B6022365
B6022465
B6023665
B6023765
B6025565
B6027365
B6027465
B6034765
B6104965
B6109965
B61164 65, 117
B61165 117
B61168 65, 117
B61256 65, 117
B61258 65, 117
B61259 65, 117
B61292 65, 117
B6139865
B61528 117
B61532 65, 117
B61625 65, 117
B8005166, 119
BB6152865
D552566
D610666
D610766
D623066
D682766
D688766

SWENSON®

040430160075
04043-043-0075
04043-075-0875
04043-075-0975
040450370075
040450730075
040451370075
04045390--75
040453900675
040453900875
040800050078
0408000570078
04080-0470077
04101-035-0086
04101-042-0086
04138-017-0076

TARCO®

23652-174
30137-10A74

PART NO. PAGE NO.

TENCO®

52320064375

TIMBREN™

GMFK15CA94
GMFK25S94

TORWELL®

E1575
E2276
T14010075
T140102-1075

VALK™

CD401084
CS151084
CS201084
CS251084
CS301084

WARREN™

0600577
2200443275
7003004677

WAUSAU™

9C-0705784
W9C0349384
W9C0405784

WESTERN®

1507271
2150072
22004432SP75
2251173
2303968, 73
2520070
25205K70
2520970
2521070
2521570
2523271
2551970
25556A72
2561871
25634 71, 119
2563573
2586172
2587870
25944K70
2594870
2596871
2840767

PART NO. PAGE NO.

4290271
4330468
44281-267
44282-267
44283-267
4434770
4435070
4435170
4436170
4489067
4489167
4489467
4489867
4499667
4499767
4852369
4901672
4901772
49066 67, 118
4906769
4907067, 117
4907169
4908067, 117
49088 67, 118
4921172
4922771
4922871
4922971
4923071
4930872
49312 67, 118
4931772
49328 67, 117
49346 67, 118
49347 67, 117
49348 67, 118
49349 67, 118
49350 67, 118
49351 67, 117
4953270
5064567
5227867
5502070
5502170
5536372
5598473
5601872
5602672
5602872
5603572
5605872
5606272
5610270
5613072
56131K 71, 119

REPLACEMENT PARTS BY OEM PART NUMBERS

<u>PART NO.</u>	<u>PAGE NO.</u>	<u>PART NO.</u>	<u>PAGE NO.</u>	<u>PART NO.</u>	<u>PAGE NO.</u>
56131K-1	71, 73, 119	64148	70	WHELEN®	
56133	72	64212-1	70	RILPM	101
56185	72	64758	67	RILPP	101
56416	72	64775	67, 118	WHITE®	
56462	72	65183	75	200400A1015	86
56538K	70	65212	76		
56598	70	66608	71		
56614	70	66783	71		
56615	70	66892	67		
56615-1	73	66991	67		
56616	70	66999	67		
56616-1	73	67635	69		
56617	70, 73	67842	68		
56684-1	70	67847	69		
56709W	70	67855	68		
56750	70	67858	68		
56765	70	67859	68		
56830	70	67974	68		
56831-1	70	67977	68		
58734	68	68435	75		
58811	67, 117	68474	75		
58812	67, 118	78300	76		
58813	67, 117	90165	68		
58814	67, 118	90238	73		
58815	67, 117	90493	68		
58816	67, 118	90493K	73		
58817	67, 118	91109	69		
58818	67, 118	91335	73		
59694	69, 93	91472	69		
59700	69, 93	91911	69		
60036	68	91965	69		
60045	69	91965K	69, 73		
603208	68	92004	69		
60338	68	92208	70		
608261	67, 115, 116	92210	70		
608263	67, 115, 116	92275	70		
608291	67, 115, 116	92278	70		
608292	67, 115, 116	93010	69		
608321	67, 115, 116	93028	69		
608323	67, 115, 116	93033K	69		
61345	68	93034K	69		
61353	69	93061	69		
61891	68	93063	69		
62265	69	93063K	73		
62595	69, 93	93077	69		
62636	67	93079	69		
62637	69	93080	69		
62638	69	94898	75		
63508	67	94953	78		
63509	67	95277	86		
63510	67	95755	76		
63678	67	95852	76		
63980	67, 118	95894	73		
63985	67, 118	96518	73		
63990	67, 118				

NUMERICAL INDEX

<u>PART NO.</u>	<u>PAGE NO.</u>	<u>PART NO.</u>	<u>PAGE NO.</u>	<u>PART NO.</u>	<u>PAGE NO.</u>	<u>PART NO.</u>	<u>PAGE NO.</u>	<u>PART NO.</u>	<u>PAGE NO.</u>
0020500.....	92	1301307.....	46, 118	1302310.....	47	1303540.....	63, 118	1304204.....	70, 119
0206500.....	6, 7	1301308.....	46, 118	1302315.....	47	1303542.....	80, 118	1304205.....	70, 119
0207005.....	4, 5	1301309.....	46, 118	1302319.....	48	1303543.....	63, 118	1304210.....	70, 119
0208470.....	7	1301310.....	46, 118	1302320.....	48	1303550.....	64, 119	1304215.....	70, 119
025000A.....	5, 7	1301311.....	46, 118	1302322.....	48	1303554.....	64, 119	1304217.....	47, 70, 119
1301005.....	53, 117	1301312.....	46, 118	1302323.....	48, 69	1303557.....	64, 119	1304220.....	70, 119
1301010.....	53, 117	1301315.....	46, 118	1302325.....	48	1303560.....	64	1304225.....	70
1301015.....	53, 117	1301350.....	46	1302327.....	48	1303561.....	64	1304226.....	70
1301016.....	53, 117	1301355.....	46	1302328.....	48	1303562.....	64	1304227.....	70, 73
1301020.....	53, 117	1301800.....	80	1302330.....	48, 55	1303564.....	64	1304229.....	70, 73
1301021.....	53, 117	1301805.....	80	1302340.....	48, 55	1303565.....	64	1304230.....	70
1301025.....	53, 117	1301806.....	80	1302345.....	48, 55	1303580.....	63	1304231.....	48, 70
1301030.....	53, 117	1301807.....	80	1302347.....	48, 55	1303585.....	64	1304232.....	70
1301035.....	53, 117	1301815.....	80	1302350.....	48, 55	1303590.....	64	1304233.....	48, 70
1301040.....	53, 117	1301816.....	80	1302355.....	49	1303600.....	64	1304234.....	70
1301045.....	53, 118	1301818.....	80	1302360.....	50, 52	1303700.....	64, 119	1304235.....	70
1301050.....	53, 118	1301820.....	80	1302365.....	51	1303790.....	118	1304236.....	70
1301055.....	53	1301821.....	80	1302370.....	48	1304000.....	53	1304237.....	48, 70
1301060.....	42, 53	1302005.....	54, 60, 68, 73	1302375.....	48	1304005.....	56, 119	1304238.....	52, 70, 73
1301061.....	67	1302010.....	54, 60	1302397.....	52	1304006.....	56, 119	1304239.....	49, 70
1301062.....	53	1302015.....	54	1303002.....	55	1304010.....	56, 119	1304240.....	57, 70
1301064.....	42	1302020.....	54	1303003.....	55	1304015.....	56, 119	1304241.....	70
1301065.....	53, 67	1302025.....	54	1303005.....	55	1304020.....	56, 119	1304245.....	57, 70
1301100.....	53, 117	1302030.....	54	1303010.....	55	1304021.....	57	1304249.....	70
1301105.....	53	1302031.....	54	1303015.....	55	1304022.....	57	1304250.....	70
1301110.....	53	1302045.....	54, 60	1303020.....	55	1304024.....	57	1304260.....	70
1301200.....	67, 118	1302047.....	54	1303025.....	55	1304025.....	57, 60, 71	1304290.....	68
1301210.....	67, 117	1302049.....	54	1303030.....	55	1304026.....	49, 57, 71	1304293.....	68
1301215.....	67, 118	1302097.....	60	1303031.....	55	1304027.....	57	1304300.....	47, 119
1301220.....	67, 117	1302100.....	55	1303032.....	55	1304028.....	57	1304301.....	48
1301225.....	67, 118	1302110.....	55	1303033.....	55	1304028C.....	57	1304305.....	47, 119
1301230.....	67, 118	1302115.....	54	1303035.....	55	1304029.....	57	1304307.....	48
1301235.....	67, 117	1302120.....	54	1303100.....	55	1304029C.....	57	1304310.....	47, 119
1301240.....	67, 118	1302140.....	54	1303111.....	64	1304030.....	56	1304311.....	47, 119
1301245.....	67, 117	1302150.....	57	1303200C.....	69	1304031.....	56	1304312.....	47, 119
1301250.....	67, 118	1302155.....	54	1303203.....	69	1304033.....	56, 60	1304315.....	49
1301255.....	67, 117	1302160.....	54	1303204.....	69	1304035.....	56	1304320.....	49
1301260.....	67, 118	1302205.....	68, 73	1303205.....	66, 69	1304040.....	56	1304325.....	49
1301265.....	67, 117	1302210.....	68	1303206.....	69	1304041.....	56	1304330.....	49, 57
1301270.....	67, 118	1302215.....	69	1303207.....	69	1304042.....	56	1304335.....	49
1301275.....	67, 118	1302220.....	69	1303210.....	66, 69	1304050.....	56	1304340.....	48
1301280.....	67, 80, 118	1302225.....	69	1303215.....	66, 69	1304055.....	56, 60	1304345.....	49
1301281.....	46, 53, 67, 80, 118	1302230.....	69	1303220.....	66, 69	1304056.....	56	1304347.....	48
1301290.....	67, 118	1302235.....	69	1303230.....	69	1304060.....	56	1304348.....	48
1301291.....	65, 67, 117	1302240.....	69	1303300.....	47	1304100.....	56, 119	1304350.....	49
1301292.....	67, 118	1302245.....	69	1303305.....	47	1304105.....	56	1304400.....	68
1301293.....	65, 67, 117	1302247.....	69	1303310.....	47	1304110.....	56	1304401.....	68
1301294.....	65, 67, 118	1302250.....	69	1303315.....	47, 52	1304115.....	56	1304402.....	46, 67
1301295.....	65, 67, 118	1302252.....	69, 73	1303320.....	47	1304120.....	56	1304403.....	46, 67
1301296.....	65, 67, 118	1302255.....	69	1303500.....	63	1304125.....	56	1304406.....	68
1301297.....	65, 67, 118	1302256.....	69	1303505.....	63	1304135.....	57	1304407.....	68
1301300.....	46, 117	1302260.....	69	1303510.....	63, 117	1304140.....	57	1304408.....	68
1301301.....	46, 117	1302297.....	73	1303515.....	63, 117	1304145.....	57	1304410.....	46, 67
1301302.....	46, 118	1302300.....	48, 52	1303520.....	63, 117	1304200.....	70, 119	1304412.....	69
1301303.....	46, 117	1302305.....	47	1303530.....	63, 118	1304201.....	70, 119	1304420.....	68
1301305.....	46, 117	1302308.....	47, 52	1303535.....	63, 118	1304202.....	70, 119	1304420HDW.....	68
1301306.....	46, 117	1302309.....	47, 52	1303536.....	63, 118	1304203.....	70, 119	1304435.....	52, 73

NUMERICAL INDEX

<u>PART NO.</u>	<u>PAGE NO.</u>	<u>PART NO.</u>	<u>PAGE NO.</u>	<u>PART NO.</u>	<u>PAGE NO.</u>	<u>PART NO.</u>	<u>PAGE NO.</u>	<u>PART NO.</u>	<u>PAGE NO.</u>
1304436.....	52, 73	1304729.....	43	1305105.....	56	1306180.....	61, 62	1306490.....	51, 72
1304437.....	52, 73	1304730.....	43	1305110.....	56	1306182.....	62	1306492.....	51, 72
1304466.....	46, 67	1304737.....	43	1305115.....	56	1306183.....	62	1306505.....	87, 119
1304505.....	84	1304738.....	43	1305200.....	70	1306184.....	62	1306510.....	87, 119
1304510.....	84	1304739.....	43	1305205.....	70	1306185.....	61	1306901.....	57
1304512.....	82, 84	1304740.....	44	1305211.....	70	1306186.....	61	1306902.....	50, 72
1304514.....	84	1304741.....	44	1305215.....	70	1306190.....	62	1306903.....	44
1304515.....	84	1304744.....	44	1305300.....	47	1306195.....	62	1306930.....	44
1304520.....	82, 84	1304745.....	44	1305305.....	47	1306200.....	62	1307005.....	52, 59, 63, 73
1304530.....	84	1304749.....	42, 117	1305310.....	47	1306202.....	62	1307006.....	52, 59, 63, 73
1304535.....	84	1304750.....	42, 117	1305315.....	47	1306205.....	61, 62	1307010.....	52, 59, 63, 73
1304545.....	84	1304751.....	42, 117	1305316.....	47	1306210.....	62	1307014.....	52, 59, 63, 73
1304550.....	84	1304752.....	42, 118	1306005.....	58, 61	1306212.....	62	1307015.....	52, 59, 63, 73
1304555.....	84	1304753.....	42, 118	1306007.....	58, 62	1306220.....	62	1307020.....	52, 59, 63, 73
1304600.....	65, 117	1304754.....	42, 118	1306015.....	58, 61	1306225.....	62	1308005.....	55, 93
1304601.....	65, 117	1304755.....	42, 118	1306016.....	58, 61	1306300.....	71, 119	1308006.....	55, 93
1304602.....	65, 117	1304757.....	42, 118	1306020.....	58, 61	1306310.....	71, 119	1308010.....	55, 69, 93
1304603.....	65, 117	1304758.....	42, 118	1306025.....	58, 61, 62	1306317.....	71, 73, 119	1308102.....	63, 93
1304604.....	65, 117	1304759.....	42, 118	1306030.....	58, 61, 62	1306318.....	71	1308103.....	47, 93
1304605.....	65, 117	1304760.....	42	1306031.....	59	1306320.....	72	1308105.....	93
1304606.....	65, 117	1304761.....	42	1306035.....	58, 61, 62	1306325.....	72	1308106.....	93
1304622.....	65	1304762.....	42	1306040.....	58, 61, 62	1306326.....	50, 72	1308107.....	93
1304623.....	65	1304763.....	42	1306045.....	58, 61, 62	1306330.....	73	1308110.....	93
1304627.....	48, 52	1304766.....	42	1306050.....	58, 61, 62	1306335.....	73	1308111.....	93
1304630.....	65	1304770.....	42	1306051.....	59	1306340.....	73	1308115.....	93
1304631.....	65	1304776.....	43	1306055.....	59, 61, 62	1306345.....	51, 71	1308124.....	93
1304632.....	65	1304777.....	43	1306060.....	59, 61, 62	1306350.....	51, 71	1308125.....	93
1304633.....	65	1304779.....	42	1306065.....	59, 61, 62	1306351.....	51, 71	1308126.....	93
1304634.....	65	1304780.....	43	1306066.....	59	1306355.....	51, 71	1308128.....	93
1304640.....	65, 119	1304781.....	43	1306067.....	59	1306356.....	51, 71	1308136.....	93
1304641.....	65, 119	1304782.....	43	1306070.....	58, 60, 119	1306360.....	51, 71	1308150.....	93
1304642.....	65, 119	1304783.....	43	1306075.....	58	1306365.....	71	1308160.....	93
1304643.....	65, 119	1304784.....	43	1306080.....	58	1306370.....	71	1308200.....	45, 63, 65, 69, 93
1304644.....	65, 119	1304785.....	43	1306083.....	57	1306375.....	50, 72	1308205.....	69, 93
1304645.....	65, 119	1304786.....	43	1306095.....	51, 59, 73	1306400.....	47, 119	1308210.....	69, 93
1304646.....	65, 119	1304787.....	43	1306100.....	60, 61	1306401.....	47, 52, 119	1308215.....	69, 93
1304647.....	65, 119	1304788.....	43	1306105.....	59, 61, 62	1306405.....	50	1308300.....	47, 93
1304648.....	66, 119	1304789.....	43	1306107.....	59	1306410.....	50	1308600.....	94
1304700.....	43, 119	1304790.....	44	1306110.....	59	1306415.....	50	1308890.....	77
1304701.....	43, 119	1304796.....	44	1306115.....	59	1306427.....	51, 60	1308900.....	77
1304704.....	43, 119	1304797.....	44	1306116.....	59	1306430.....	50	1308901.....	77
1304710.....	44	1304800.....	45	1306117.....	59	1306435.....	51	1308902.....	77
1304711.....	42	1304801.....	45, 117	1306120.....	59	1306436.....	51	1308903.....	77
1304712.....	42	1304802.....	45, 117	1306125.....	59	1306445.....	52	1308904.....	77
1304713.....	42	1304803.....	45, 118	1306130.....	61	1306450.....	52	1308905.....	77
1304715.....	43	1304804.....	45, 117	1306135.....	61	1306455.....	52	1308906.....	77
1304716.....	43	1304805.....	45, 117	1306140.....	61	1306460.....	51	1308907.....	77
1304717.....	43	1304812.....	45	1306145.....	61, 62	1306465.....	49	1308908.....	77
1304719.....	44, 119	1304818.....	45	1306150.....	61	1306466.....	49	1309005.....	60
1304721.....	43	1304819.....	45, 119	1306153.....	61	1306467.....	49	1309010.....	60
1304722.....	43	1304830.....	45	1306155.....	61	1306468.....	49	1309015.....	60
1304723.....	43	1304831.....	45	1306165.....	61	1306469.....	49	1309020.....	60
1304724.....	43	1304832.....	45	1306170.....	61	1306470.....	50	1309025.....	60
1304725.....	43	1304833.....	45	1306173.....	61, 62	1306471.....	49	1309030.....	60
1304726.....	43	1304847.....	45	1306174.....	61, 62	1306475.....	50	1309035.....	60, 63, 92
1304727.....	43	1304848.....	45	1306175.....	61, 62	1306478.....	51, 72	1309046.....	92
1304728.....	43	1305100.....	56	1306176.....	62	1306375.....	51, 72	1309052.....	92

NUMERICAL INDEX

<u>PART NO.</u>	<u>PAGE NO.</u>	<u>PART NO.</u>	<u>PAGE NO.</u>	<u>PART NO.</u>	<u>PAGE NO.</u>	<u>PART NO.</u>	<u>PAGE NO.</u>	<u>PART NO.</u>	<u>PAGE NO.</u>
1309080.....	92	1312505.....	80	1317023.....	80, 118	1317288.....	82	141036SSK.....	17, 19
1309090.....	92	1312510.....	80	1317024.....	80, 118	1320908.....	92	141055K.....	17
1309096.....	92	1312515.....	80	1317025.....	80, 118	1320910.....	92	141065K.....	17
1309102.....	92	1312520.....	80	1317026.....	80	1321210.....	92	1410702.....	17, 19, 22
1309108.....	92	1312525.....	80	1317038.....	80, 118	1321211.....	92	1410706.....	17
1309120.....	92	1312534.....	80	1317039.....	80, 118	1321212.....	92	1410711.....	17
1309132.....	92	1312536.....	80	1317040.....	80, 118	1400050.....	16	1410713.....	76
1309144.....	92	1312537.....	80	1317041.....	80, 118	1400050SS.....	16	1410717.....	17, 19, 22, 76
1310020.....	60	1312546.....	80, 116	1317046.....	80, 118	1400100.....	16	1410719.....	76
1310220.....	73	1312547.....	80, 116	1317047.....	80, 118	1400100SS.....	16	1410720.....	17
1310410.....	92	1312548.....	80, 116	1317100.....	81	1400200SS.....	16	1411000.....	6, 7, 17, 19, 22
13104101.....	92	1312549.....	80, 116	1317103.....	81	1400250SS.....	16	1411001.....	13, 14, 15, 17
1311005.....	56, 95	1313005.....	72	1317105.....	84	1400300SS.....	16	1411800.....	17, 19, 22
1311006.....	56, 95	1313010.....	72	1317106.....	84	1400350SS.....	16	1411907.....	17, 19, 22, 76
1311100.....	95	1313015.....	72	1317107.....	84	1400400.....	16	1411915.....	17, 19, 22
13111001.....	95	1313100.....	50	1317110.....	81	1400450.....	16	1412300.....	17
13111002.....	95	1313105.....	50	1317111.....	81	1400455SS.....	18	1420004.....	17
13111008.....	95	1313110.....	50	1317119.....	82	1400455SSE.....	18	142005A.....	17
1311103.....	95	1314000.....	50, 72	1317120.....	81	1400455SSH.....	18	142005ASS.....	17
1311110.....	95	1314001.....	50, 72	1317121.....	81	1400460SS.....	18	1420101.....	15, 17
1311200.....	67	1314002.....	50, 72	1317125.....	81	1400460SSE.....	18	1420150.....	17
1311201.....	67	1314003.....	50, 72	1317126.....	81	1400460SSH.....	18	1421057SSH.....	25
1311202.....	46, 67	1314005.....	50, 72	1317129.....	81	1400465SS.....	18	1421163SSH.....	25
1311203.....	46, 67	1314007.....	50, 72	1317130.....	81	1400465SSE.....	18	1421257SSH.....	25
1311204.....	46, 67	1315205.....	47	1317131.....	81	1400465SSH.....	18	1421363SSH.....	25
1311206.....	46, 67	1315310.....	52, 72	1317132.....	81	1400475SS.....	20	1421369SSH.....	25
1311207.....	46, 67	1315315.....	52, 72	1317140.....	81	1400475SSE.....	20	1421469SSH.....	25
1311208.....	46, 67	1316105.....	53	1317141.....	81	1400475SSH.....	20	1425657SSH.....	25
1311211.....	65, 67	1316110.....	53	1317150.....	82	1400500SS.....	20	1425757SSH.....	25
1311212.....	65, 67	1316115.....	53	1317180.....	84	1400500SSE.....	20	1425863SSH.....	25
1311213.....	65, 67	1316120.....	53	1317181.....	84	1400500SSH.....	20	1425969SSH.....	25
1311214.....	65, 67	1316205.....	68	1317182.....	84	1400505SS.....	20	142X150.....	17
1311215.....	46, 67	1316210.....	68	1317183.....	84	1400505SSE.....	20	1450110.....	74
1311216.....	46, 67	1316215.....	68	1317184.....	84	1400505SSH.....	20	1450111.....	74
1311217.....	46, 67	1316220.....	68	1317185.....	84	1400550SS.....	20	1450120.....	74
1311218.....	67	1316305.....	46	1317186.....	84	1400550SSE.....	20	1450150.....	74
1312000.....	95	1317000.....	80, 118	1317187.....	84	1400550SSH.....	20	1450151.....	74
1312005.....	53, 115, 116	1317001.....	80, 118	1317200.....	82	1400560SS.....	20	1450155.....	74
1312010.....	53, 115, 116	1317002.....	80, 118	1317210.....	82	1400560SSE.....	20	1450156.....	74
1312015.....	53, 115, 116	1317003.....	80, 118	1317212.....	82	1400560SSH.....	20	1450160.....	74
1312020.....	53, 115, 116	1317004.....	80, 118	1317214.....	82	1400601SS.....	12	1450161.....	74
1312025.....	53, 115, 116	1317005.....	46, 80, 117	1317216.....	82	1400701SS.....	12	1450171.....	74
1312030.....	53, 115, 116	1317006.....	80, 118	1317218.....	82	1401100P.....	14, 15, 17	1450173.....	74
1312035.....	53, 115, 116	1317007.....	80, 118	1317220.....	83	1401100RL13, 14, 15, 17, 75		1450175.....	74
1312040.....	53, 115, 116	1317008.....	80, 118	1317222.....	82	1401101RL.....	14, 19, 22, 75	1450190.....	74
1312100.....	44, 95	1317009.....	80, 118	1317230.....	83	1401102RL.....	28, 75	1450657SSH.....	25
1312105.....	67, 115, 116	1317010.....	80, 118	1317235.....	83	1401150.....	17, 19, 22, 76	1450757SSH.....	25
1312115.....	67, 115, 116	1317011.....	80, 118	1317240.....	83	1401200.....	19, 22	1450863SSH.....	25
1312120.....	67, 115, 116	1317012.....	80, 118	1317250.....	83	1401300.....	13, 15, 17	1450969SSH.....	25
1312125.....	67, 115, 116	1317013.....	80, 118	1317255.....	83	1401500.....	17	1451057SSH.....	25
1312130.....	67, 115, 116	1317014.....	80, 118	1317260.....	82	1406657SSH.....	25	1451110.....	74
1312135.....	67, 115, 116	1317015.....	80, 118	1317262.....	82	1406757SSH.....	25	1451111.....	74
1312202.....	46, 67	1317016.....	80, 118	1317263.....	82	1406863SSH.....	25	1451112.....	74
1312220.....	46, 115, 116	1317017.....	80, 118	1317265.....	83	1406969SSH.....	25	1451113.....	74
1312225.....	46, 115, 116	1317018.....	80, 118	1317270.....	83	1410200.....	13, 14, 15, 17, 22, 30	1451163SSH.....	25
1312226.....	46, 115, 116	1317019.....	80, 118	1317275.....	83	1410250.....	13, 14, 15, 17	1451257SSH.....	25
1312230.....	46, 115, 116	1317021.....	80, 118	1317280.....	83			1451363SSH.....	25

NUMERICAL INDEX

<u>PART NO.</u>	<u>PAGE NO.</u>	<u>PART NO.</u>	<u>PAGE NO.</u>	<u>PART NO.</u>	<u>PAGE NO.</u>	<u>PART NO.</u>	<u>PAGE NO.</u>	<u>PART NO.</u>	<u>PAGE NO.</u>
1451369SSH	25	1461469SSH	25	1492184	114	3006724	13, 14	21, 22, 23	
1451469SSH	25	1470475SSE	21	1492185	114	3006833	13	3010443	28, 78
1452110	74	1470475SSH	21	1492190	112	3006887	17, 19, 22	3010548	27, 28
1452150	74	1470500SSE	21	1492191	113	3006964	13	3010603	28, 77
1453108	74	1470500SSH	21	1492193	112	3007039	13	3010653	28
1453110	74	1470505SSE	21	1492194	112	3007300	17, 19, 22	3010816	38, 40
1453112	74	1470505SSH	21	1492196	112	3007301	17, 19, 22	3010845	28, 77
1453115	74	1470550SSE	21	1492197	112	3007302	17, 19, 22	3010846	28, 77
1453120	74	1470550SSH	21	1492198	112	3007349	15	3010847	28
1453160	74	1470560SSE	21	1492199	112	3007416	7, 13, 19, 22, 76	3010863	77
1453168	74	1470560SSH	21	1492215	111	3007527	13	3010970	6, 7
1454110	74	1471056SSH	24	1492220	112	3007683	7	3010991	28
1454112	74	1471156SSH	24	1492221	113	3007809	6	3011370	13
1454123	74	1471256SSH	24	1492222	112	3007811	6	3011727	13
1454124	74	1471456SSH	24	1492223	112	3008045	77	3011864	3, 4, 5, 6, 7
1454125	74	1481056SSH	24	1492224	112	3008046	15, 17, 30, 76	3012001	14
1454150	74	1481156SSH	24	1492225	112	3008076	7, 76	3038812	14
1454155	74	1481256SSH	24	1492226	112	3008186	17	3012081	14, 76
1454160	74	1481456SSH	24	1492237	112	3008241	4, 6, 7, 76	3012393	13, 14, 15
1455110	74	1490757SSE	23	1492290	112	3008289	14, 15, 19, 22	3012415	4, 6, 7
1455113	74	1490957SSE	23	1493215	111	3008290	14, 15, 19, 22	3012431	13
1455115	74	1491057SSE	23	1493501SS	17	3008294	14, 15, 19, 22	3012458	14, 15
1455150	74	1491301	17	1493505	17	3008300	15, 19, 22	3012519	28
1455155	74	1491501	15, 17	1493550SS	17	3008316	15	3012680	33
1455160	74	1491701	15, 17	1496505	13, 14, 15, 16, 17, 18, 19, 20, 22	3008317	15	3012695	33
1455200	75	1492100	111	1497051	20	3008352	22	3012696	33
1455210	75	1492106	113	1497505	17	3008359	19, 22	3012702	33
1455215	75	1492107	113	1497505SS	17	3008388	19, 22	3012959	14, 15
1456110	64, 75	1492110	111	1498551	17	3008390	13	3013427	14, 15
1457110	75	1492111	111	1498551	17	3008560	18, 20, 27, 79	3013589	15
1457112	75	1492112	111	1498561	17	3008611	19, 22	3013659	19, 22, 76
1457115	75	1492113	111	1498571	17	3008620	6, 7	3013821	13, 14, 15, 22, 30
1457120	75	1492114	111	1499300SS	17	3008630	22	3013824	34
1457150	75	1492115	111	1499500	17	3008632	22, 77	3014078	13, 14, 15
1457152	75	1492116	111	1499500SS	17	3008835	19, 22	3014193	95
1457155	75	1492117	112	1499700SS	17	3008838	13	3014194	95
1457157	75	1492118	113	16360380	82	3008860	14, 15, 19, 22	3014199	8, 9, 13, 14
1457160	75	1492119	113	16360471	80	3008896	96	3014441	6, 7
1457165	75	1492127	111	17757	87	3009067	19, 22	3014462	13, 14, 15, 19, 22, 30
1457166	75	1492128	112	203700	15, 22	3009114	19, 22	3014539	19, 22
1458110	75	1492129	112	203D4PR42PRPB	85	3009197	19, 22	3014543	19, 22
1458115	75	1492134	112	204PRPB	85	3009201	19, 22	3014545	22
1458200	75	1492135	113	2F12SCR	14, 15	3009206	22	3014778	13, 14, 15, 19, 30
1458210	75	1492137	112	2F20SCR	15	3009215	22	3014857	33
1458213	75	1492138	113	2F24SCR	14	3009218	33	3014857	33
1458215	75	1492139	113	3000966	34	3009219	33	3014858	30
1459100	75	1492144	24, 27, 78	3001152	3, 6	3009308	34	3015129	28
1459110	75	1492160	114	3001447	92	3009320	7	3015134	28
1459111	75	1492161	114	3001472A	30	3009327	19, 22	3015371	6, 7
1459112	75	1492162	114	3003032	7	3009995	13	3015377	6, 7
1459113	75	1492163	114	3003485	17	3010034	77	3015382	6, 7
1459114	75	1492165	114	3004611	17	3010056	22	3015554	28
1461057SSH	25	1492168	78	3005423	4, 6	3010057	77	3015954	14
1461163SSH	25	1492171	114	3005693	6	3010116	28	3015999	14
1461257SSH	25	1492172	114	3005705	6	3010220	6, 7	3016231	5, 7
1461363SSH	25	1492182	114	3005706	6, 7	3010310	78	3016233	4, 6
1461369SSH	25	1492183	114	3006717A	30	3010390	16, 17, 18, 19, 20,	3016309	15, 19, 22, 30

NUMERICAL INDEX

<u>PART NO.</u>	<u>PAGE NO.</u>	<u>PART NO.</u>	<u>PAGE NO.</u>	<u>PART NO.</u>	<u>PAGE NO.</u>	<u>PART NO.</u>	<u>PAGE NO.</u>	<u>PART NO.</u>	<u>PAGE NO.</u>
3016342.....	110	3024575.....	13, 14, 15, 19	3031517.....	13	5601005.....	99	6391004.....	98
3016394.....	30	3024587.....	6	3031539.....	76	5601006.....	99	6391100.....	98
3016934.....	10, 12, 13, 14, 15, 18, 19, 20, 22, 30	3024588.....	6	3031543.....	22	5601007.....	99	6391101.....	98
3035938.....	22	3024738.....	13, 14, 15, 19, 22, 30	3031544.....	22	5601010.....	99	6391102.....	98
3016944.....	13, 14, 15, 19, 22, 30	3025069.....	13	3032188.....	30	5601015.....	100	6391103.....	98
3017174.....	30	3025070.....	13	3032191.....	30	5601016.....	100	6391104.....	98
30172336.....	7, 13, 14, 15, 19, 22, 30	3025254.....	19	3032401.....	28	5601017.....	100	6391105.....	98
3017238.....	13, 14, 15, 19, 22, 30	3025254.....	19	3032586.....	27, 78	5601018.....	100	6391106.....	98
3017358.....	14	3025436.....	19, 22	3032888.....	91	5601020.....	100	6391215.....	98, 107
3017393.....	14	3025443.....	110	3033660.....	13, 22	5601021.....	100	6391308.....	91
3017487.....	30	3025885.....	26	3034110.....	114	5601022.....	100	82123909.....	39
3017635.....	28	3025886.....	26	3034577.....	9, 10, 13	5601023.....	100	82123919.....	39
3017750.....	28	3025887.....	26	3034599.....	13	5601025.....	100	82123929.....	39
3017758.....	28	3026067.....	27	3035110.....	41	5601026.....	100	82124269.....	41
3017966.....	15	3026538.....	39, 40	3035264.....	13	5601032.....	100	82124639.....	41
3018007.....	13	3026661.....	30	3035267.....	13	5601033.....	100	82124649.....	41
3018242.....	28	3027109.....	30	3035377.....	13	5609000.....	96	8882150.....	98
3018358.....	6, 7	3027110.....	30	3035768.....	114	5609001.....	96	8883000.....	97
3018359.....	6, 7	3027293.....	13	3035770.....	114	5621002.....	102	8883010.....	97
3018599.....	5	3027468.....	26	3035781.....	114	5624432.....	108	8883020.....	97
3018639.....	15	3027469.....	26	3035783.....	114	5626292.....	102	8883030.....	97
3018781.....	7	3027470.....	26	3035912.....	107	5626432.....	108	8883040.....	97
3018857.....	15	3027636.....	6, 7	3035913.....	107	56298146.....	102	8883101.....	98
3018919.....	13	3027661.....	6	3035914.....	107	6190150.....	36	8883102.....	98
3018923.....	6, 7	3027742.....	41	3035915.....	107	6190160.....	36	8883103.....	98
3019085.....	13	3028143.....	19	3035916.....	107	6190170.....	36	8883104.....	98
3019166.....	15, 76	3028154.....	19	3035917.....	107	6191120.....	35	8883105.....	98
3019256.....	14, 15	3028195.....	4, 6	3035931.....	107	6191121.....	35	8883106.....	98
3019561.....	6, 7	3028284.....	6, 7	3035932.....	107	6191610.....	35	8883108.....	98
3019690.....	28, 77	3028636.....	6, 7	3035938.....	15	6191611.....	35	8883110.....	98, 111
3019870.....	6, 7	3029919.....	81	3036588.....	18, 20, 27, 79	6191615.....	35	8883111.....	98, 111
3020301.....	6, 7, 13, 14	3029921.....	81	3036648.....	78	6191616.....	35	8883116.....	98
3020340.....	5, 6	3029924.....	81	3036808.....	37	6191630.....	35	8883132.....	98
3020569.....	28	3029931.....	81	3036854.....	15	6191631.....	35	8883165.....	98
3020624.....	27, 78	3029933.....	81	3037082.....	22	6191635.....	35	8883182.....	98
3020625.....	27, 79	3029940.....	81	3037102.....	26	6191636.....	35	8883200.....	97
3020626.....	27, 79	3029948.....	81	3037136.....	22	6192710.....	35	8883211.....	98
3020704.....	27	3030139.....	40	3037145.....	21	6192711.....	35	8890200.....	105
3020766.....	17	3030179.....	15, 19, 22	3037146.....	21	6192715.....	35	8890202.....	105
3021616.....	6, 7, 13, 14, 66	3030182.....	15, 22	3037294.....	21	6192716.....	35	8890300.....	103
3021617.....	7	3030222.....	14, 15, 22	3037295.....	21	6192730.....	35	8890301.....	103
3021928.....	15	3030391.....	14, 15, 19, 22	3037430.....	22	6192731.....	35	8890302.....	103
3022060.....	27, 79	3030529.....	28	3037473.....	22	6192735.....	35	8890305.....	103
3022198.....	77	3030562.....	14, 15, 22	3038266.....	26	6192736.....	35	8890306.....	103
3022215.....	11, 12	3030627.....	15	3038267.....	26	62100001.....	28	8890307.....	103
3022224.....	77	3030628.....	13, 14, 15, 22	3038518.....	5, 6	6241005.....	87	8890308.....	103
3022963.....	27, 78	3030853.....	13, 14	3038520.....	5, 7	6381540.....	88, 89	8890310.....	103
3022978.....	13	3030857.....	13	3039492.....	15	6381541.....	88, 89	8890320.....	103
3022979.....	13	3030859.....	89	3039773.....	88, 89, 90, 91	6381560.....	88, 89	8890321.....	103
3023850.....	28	3030861.....	88, 89	3039777.....	88, 89	6381561.....	88, 89	8890325.....	103
3023854.....	28	3030863.....	14	3039856.....	8	6381562.....	88, 89	8890400.....	103
3024188.....	13, 14	3030907.....	13, 14	3043148.....	89, 91	6383060.....	90, 91	8890401.....	103
3024512.....	30	3030921.....	89	4F32SCR.....	28, 77	6383061.....	90, 91	8890402.....	103
		3030998.....	89	5562001.....	94	6383063.....	90, 91	8890403.....	103
		3031074.....	19	5562009.....	94	6391001.....	98	8890404.....	103
		3031472.....	81	5562112.....	94	6391002.....	98	8890405.....	103
		3031475.....	13, 14	5601000.....	99	6391003.....	98	8890406.....	103

NUMERICAL INDEX



<u>PART NO.</u>	<u>PAGE NO.</u>	<u>PART NO.</u>	<u>PAGE NO.</u>	<u>PART NO.</u>	<u>PAGE NO.</u>	<u>PART NO.</u>	<u>PAGE NO.</u>	<u>PART NO.</u>	<u>PAGE NO.</u>
8890407.....	103	8891215	107	8892208.....	103	8895300.....	102	99420	4, 5
8890408.....	103	8891216	107	8892209.....	103	8895350.....	102	AB2H16F.....	78
8890409.....	103	8891225	107	8892210.....	103	8895400.....	102, 110	AB2H18S	78
8890410.....	103	8891226	107	8892225.....	103	8895404.....	102, 110	AB2H20S	78
8890425.....	103	8891227	107	8892230.....	103	8895550.....	102	AB3H20F	78
8890500.....	107	8891325.....	107	8892231.....	103	9031100	94	ATVS15A.....	34
8890501.....	107	8891326.....	107	8892232.....	103	9031105	94	B210880.....	110
8890510.....	107	8891327	107	8892234.....	103	9031110.....	94	BA0972.....	92
8891001	110	8891327	107	8892239.....	103	9031200.....	76	BA1	99
8891002.....	110	8891400.....	105	8892240.....	103	9031201	76	BA102.....	92
8891003.....	79, 110	8891401	105	8892241	103	9031202.....	76	BA107	92
8891004.....	106	8891402.....	105	8892242.....	103	9032000.....	66	BA2.....	99
8891006.....	106	8891403.....	105	8892244.....	103	9032001.....	66	BRC.....	52, 60
8891007.....	106	8891404.....	105	8892248.....	103	9032002.....	66	CB100PB	99
8891009.....	106	8891405.....	105	8892249.....	103	9032005.....	66	CB102PB.....	99
8891010	101	8891500.....	106	8892250.....	103	9032020.....	66	CB120PB.....	99
8891015	107	8891501	106	8892255.....	103	9032021	66	CB150.....	99
8891016	100	8891502.....	106	8892300.....	104	9035100.....	30	CB150PB	99
8891017	100	8891505.....	106	8892301.....	104	9035101	30	CB151	99
8891018	100	8891506.....	106	8892304.....	104	9035102.....	30	CB151PB.....	99
8891020.....	110	8891509.....	106	8892309.....	104	9035103.....	30	CB152PB.....	99
8891024.....	102	8891600.....	105	8892320.....	104	9240016	28, 77	CB200PB	99
8891025.....	102	8891602.....	105	8892321.....	104	9240016A.....	77	CB201.....	99
8891040.....	101	8891605.....	105	8892325.....	104	9240020.....	28, 77	CB201PB.....	99
8891042.....	101	8891700.....	105	8892400.....	107	9240083.....	30	CB202PB	99
8891045.....	101	8891701	105	8892401	107	9240086.13, 14, 15, 22, 30,		CB251PB.....	99
8891049.....	101	8891702.....	105	8892404.....	107	78		CB301PB	99
8891050.....	101	8891704.....	105	8892420.....	107	9242001A.....	30	CB30PB	99
8891052.....	101	8891705.....	105	8892425.....	107	92420A.....	29	CB50.....	99
8891060.....	101	8891706.....	105	8892500.....	106	92420SSA	29	CB50PB	99
8891062.....	101	8891710.....	105	8892600.....	105	92421SSA.....	29	CB60.....	99
8891080.....	101	8891800.....	107	8892601.....	105	92422SSA.....	29	CB60PB	99
8891082.....	101	8891900.....	104	8892602.....	105	92425SSA.....	29	CB62PB	99
8891090.....	101	8891901.....	104	8892609.....	105	92426SSA.....	29	CB80PB	99
8891091.....	101	8891902.....	104	8892620.....	105	92427SSA.....	29	CB90PB	99
8891100.....	101	8891904.....	104	8892700.....	106	92428SSA.....	29	CM004P.. 19, 22, 28, 30,	86
8891102.....	101	8891909.....	104	8892701.....	106	92430A.....	29	CM004PH	86
8891104.....	106	8891910.....	104	8892704.....	106	92430SSA.....	29	CM012P	86
8891105.....	106	8891911.....	104	8892709.....	106	92440SSA.....	29	CM034P.....	30, 86
8891110.....	101	8891912.....	104	8892800.....	106	92441SSA.....	29	CM074P	22, 30, 86
8891111.....	101	8891914.....	104	8892801.....	106	92450SSA.....	29	CM084P.....	86
8891120.....	106	8891919.....	104	8892802.....	106	92451SS.....	29	CM092P.....	86
8891121.....	106	8891920.....	104	8892805.....	106	92452SSA.....	29	CMSK.....	19, 22, 28, 30
8891130.....	106	8891921.....	104	8892809.....	106	924F0017A.....	28, 30, 77	FCB050013200 ..	42, 46, 53
8891131.....	106	8891925.....	104	8892810.....	106	924F0017T	77	FCB063011250 ..	42, 46, 53
8891132.....	106	8892003.....	107	8892825.....	106	924F0081	30	FCB063011251.....	80
8891144.....	18, 20, 96	8892010.....	107	8892900.....	105	924F0081AK.....	30	FCB063011400	80
8891145.....	18, 20, 96	8892013.....	107	8892902.....	105	924F0084.....	30	FNE050013053 ..	42, 46, 53
8891150.....	18, 20, 26, 96	8892102.....	104	8894134.....	102	924F0106PR.....	29	FNE063011069	42, 46, 53, 80
8891166.....	26, 96	8892105.....	104	8894142.....	102	924F0106SSPR	29	G18BA15.....	110
8891167.....	25, 26, 96	8892106.....	104	8895095.....	102	9331000.....	79	GPS1.....	27, 85, 89, 91
8891168.....	26, 96	8892107.....	104	8895100.....	102	9901000.....	94	H1310410D.....	92
8891169.....	26, 96	8892108.....	104	8895105.....	102	9901005.....	94	H1310410H.....	92
8891177.....	26, 96	8892109.....	104	8895110.....	102	9901010	94	H3269X6X4	56
8891178.....	26, 96	8892200.....	103	8895150.....	102	9901015	94	HCR050	86
8891200.....	107	8892201.....	103	8895151.....	102	9901100	94	HCR075	86
8891201.....	107	8892202.....	103	8895250.....	102	99400.....	4, 5		
		8892204.....	103						

PART NO.	PAGE NO.	PART NO.	PAGE NO.	PART NO.	PAGE NO.
HCV08	86	LS5	27, 38	SL620ALP	109
HCV08SAE	86	LS5H	38	SL630A	109
HFA52525	91	LS6	37	SL640ALP	110
HFA91025	89	LS7	37	SL645ALP	109
HFDL075	86	LS8	37	SL650A	110
HFDL075SAE	86	LS8H	37	SL65A0	108
HM004P	86	LS9	39	SL65C0	108
HM006P	86	LS9H	39	SL660A	110
HM034P	86	PLB11SS	95	SL665A	109
HM034PS	86	PLB12SS	95	SL66AC	108
HM074P	86	PRO2000	10	SL66AG	108
HM084P	86	PRO2000CH	10	SL66A0	108
HRV07516	86	PRO2500	10	SL66CA	108
HV020	86	PRO2500CH	10	SL66CG	108
HV1030	86	PU3593	87	SL66G0	108
HV1030EP	85	PU3593A	87	SL675ALP	109
HV1030EPG	27, 85	PU3593LR	87	SL685ALP	109
HV1030LS	86	PU3593LRA	87	SL68AC	108
HV1030SAE	86	PU3593LRV	87	SL68A0	108
HV515LS	86	PU3593LRVA	87	SL695A	109
HV715	86	PU5003	87	SL696A	109
HV715EP	85	PU5007	87	SL700A	108
HV715EPG	18, 20, 85	PW22	92	SL800A	108
HV715SAE	86	RL650A	110	SMR15VESS	85
HVC006T	91	SHPE0750	8	SMR30VESS	27, 85
HVC05	85, 88, 89	SHPE0750X	8	TB150BG	34
HVC06	85, 88, 89	SHPE1000	8	TFAN3	89
HVC06T	90	SHPE1000X	8	TFAN3C	91
HVC1	86	SHPE1500	8	TGS01B	4
HVC1030	86	SHPE1500RED	8	TGS02	4
HVC715	86	SHPE1500X	8	TGS03	5
HVESB	88, 89	SHPE1500XRED	8	TGS05B	5
HVH15	89	SHPE1500XYEL	9	TGS06	5
HVH25	91	SHPE1500YEL	9	TGS07	5
HVKB	86	SHPE2000	9	TGSUV1B	4
LB4663SST	96	SHPE2000RED	9	TGSUVPROA	4
LB4773SST	96	SHPE2000X	9	UTVS16	34
LB8443SST	96	SHPE2000XRED	9	WB101G	33
LB8445SST	96	SHPE2000XYEL	9	WB155BG	33
LB8663SST	96	SHPE2000YEL	9	WB201G	33
LB8665SST	96	SHPE3000	11	WB255BG	33
LDR02A	89, 91	SHPE3000CH	11	WB400	34
LS1	20, 37	SHPE4000	11	WSE1	37, 38, 39, 40
LS10	27, 39	SHPE4000CH	11	WSE26	37
LS10H	39	SHPE6000	12	WSE75	37, 38, 39, 40
LS11	38	SHPE6000CH	12		
LS11H	38	SL40AR	108		
LS12	40	SL40CR	108		
LS12H	40	SL41AR	108		
LS13	10, 37	SL480A	109		
LS14	9, 37	SL500A	110		
LS2	37	SL501A	109		
LS3	20, 37	SL502A	109		
LS4	27, 38	SL550ALP	108		
LS4H	38	SL551ALP	108		
LS4T	40	SL585ALP	108		
LS4TH	40	SL585BLP	108		

NOTES




NEW PRODUCTS




**DUAL AUGER
MUNICIPAL SPREADERS**
PG. 24




**1308124
ILLUMINATED LED GUIDES**
PG. 93



**1492198
HEATED LED SPREADER LIGHT**
PG. 112



**1301820 & 1801821
HD CURB GUARDS**
PG. 80



**8890400 SERIES
LED STROBES**
PG. 103



**NEW REPLACEMENT
CONVEYOR CHAINS**
PG. 75



**8892003/8892010/8892013
LED CAB MARKER STROBES KITS**
PG. 107



**9031202
REPLACEMENT SPREADER MOTOR**
PG. 76



**1312000 & 1312100
LED PLOW LIGHTS**
PG. 95

Buyers Products Co. • 9049 Tyler Blvd. • Mentor, OH 44060 • Ph. (440) 974-8888 • Toll-Free Fax 800-841-8003 • BuyersProducts.com

In this catalog, the use of the names of manufacturers and the use of part numbers which may be similar to their part numbers is for the assistance of our customers in identifying replacements parts which we manufacture or which may be manufactured for Buyers Products Company. It is not implied that any part listed is the product of these manufacturers. Meyer®, Diamond®, Schmidt®, and Swenson® are registered trademarks of Aebi Schmidt Holding, AG. Western®, Fisher®, Henderson® and Blizzard® are registered trademarks of Douglas Dynamics, Inc. Boss® and The Boss® are registered trademarks of The Toro Company. Sno-Way® is a registered trademark of Sno-Way International, Inc. SnowEx® is a registered trademark of TrynEx International. Curtis™ is a trademark of Curtis Industries, LLC. Henke® and Everest® are registered trademarks of Alamo Group Inc. Wasau™ is a trademark of Alamo Group Inc. Good Roads® is a registered trademark of Godwin Manufacturing Co., Inc. Valk™ is a trademark of Valk Manufacturing Co. Hi-Way® is a registered trademark of Highway Equipment Company Corporation. Arctic® is a registered trademark of Artic Equipment Manufacturing Corporation. Bonnell™ is a trademark of Bonnell Industries Inc. Char-Lynn® is a registered trademark of the Eaton Corporation. DownEaster® is a registered trademark of Coastal Metal Fab, Inc. Flink™ is a trademark of Flink Co. Gledhill™ is a trademark of The Gledhill Road Machinery Co. Hiniker® is a registered trademark of Hiniker Company. Monroe™ is a trademark of Monroe Truck Equipment, Inc., Ogura® is a registered trademark of Ogura Clutch Co. Tarco® is a registered trademark of Fort Miller Fab3. Ace Torwel™ is a trademark of Ace Torwel. Timbren™ is a trademark of Timbren Industries Inc. Warren™ is a trademark of Warren, Inc. White Hydraulics® is a trademark of White Drive Products, Inc. Air-Flo® is a registered trademark of Air-Flo Manufacturing Co. Buyers Products Co. is not affiliated with these companies.